

# ChinaAMC Select USD Money Market Fund

Fund Factsheet | As of 31 Jul 2025

New Capital Investment Entrant Scheme (New CIES) Eligible fund



Investment involves risks, including the loss of principal. The price of units or shares of the Funds may go up as well as down. Past performance is not indicative of future results. The value of the Funds can be extremely volatile and could go down substantially within a short period of time. You should read the Fund's Placing Memorandum or Explanatory Memorandum and Product Key Facts Statement for details, including risk factors. Investors should not base investment decisions on this marketing material alone. Please note:

- ChinaAMC Select USD Money Market Fund (the "Fund") seeks to achieve its objective by investing not less than 70% of its NAV in USD denominated and settled short-term deposits, high quality money market instruments of varying maturities.
- The Fund is an investment fund and not a bank deposit.
- Investment in money market instruments involves short-term fixed income and debt securities risk, volatility and liquidity risk, credit risk, interest rate risk, credit rating risk, valuation risk, downgrade risk, sovereign debt risk and credit rating agency risk.
- Investment in short-term deposits is subject to the credit risks of the financial institutions that offer such deposits.
- The Fund will invest primarily in USD-denominated instruments. The value of the Fund may be more volatile than that of a fund having a more diverse portfolio of investments.
- Certain investments acquired by the Fund are denominated in currencies different from its base currency. The NAV of the Fund may be affected by exchange rates and changes in exchange rate controls.
- The Fund will invest in emerging markets (including Mainland China), which involves risks associated with emerging market, greater political, tax, economic, foreign exchange, liquidity, legal and regulatory risks.
- RMB is not freely convertible and is subject to exchange controls and restrictions. Any depreciation of RMB could adversely affect the value of the Fund. Payment of redemptions and/or dividend in RMB may be delayed due to exchange controls and restrictions.
- The Fund may acquire FDIs for hedging purpose. The price of a derivative instrument can be very volatile and involves counterparty risk. In adverse situations, such hedging may become ineffective and the Fund may suffer significant losses.
- The Fund may at its discretion pay distribution out of capital or effectively out of capital. Payment of distributions out of capital or effectively out of capital amounts to a return or withdrawal of part of an investor's original investment or from any capital gains attributable to that original investment. Any such distributions may result in an immediate reduction in the NAV per Unit of the Fund.

## Investment Objective

The Fund's objective is to invest in short-term deposits and high quality money market instruments to achieve long-term return in US Dollars in line with prevailing money market rates, with primary considerations of both capital security and liquidity.

## Fund Information<sup>1</sup>

Legal Structure	Hong Kong domiciled umbrella structure unit trust
Investment Manager	China Asset Management (Hong Kong) Limited
Trustee	BOCI-Prudential Trustee Limited
Custodian	Bank of China (Hong Kong) Limited
Base Currency	USD
Fund Size	USD 5,892.19 million
Non-Base Currency Share Classes	HKD,RMB
Dealing Frequency	Daily

## Available Share Classes

Share Class	Launch Date	NAV per share	Bloomberg Code	ISIN Code
Class I USD	2022-09-05	USD 115.7442	IUSDERW HK	HK0000869898
Class B USD	2022-10-03	USD 114.6159	BUSDHKZ HK	HK0000869849
Class A USD	2022-10-11	USD 114.9896	AUSDHKG HK	HK0000869799
Class I RMB Hedged	2022-10-12	RMB 110.0961	IRMBEGF HK	HK0000869880
Class F USD	2023-04-19	USD 111.2459	CHACMNA HK	HK0000923844
Class A RMB	2024-07-16	RMB 104.0331	CNBVGHA HK	HK0000869773
Class B RMB	2024-07-16	RMB 100.5111	CHNBJLB HK	HK0000869823
Class F RMB	2024-07-16	RMB 103.6034	CHSEUSF HK	HK0000923836

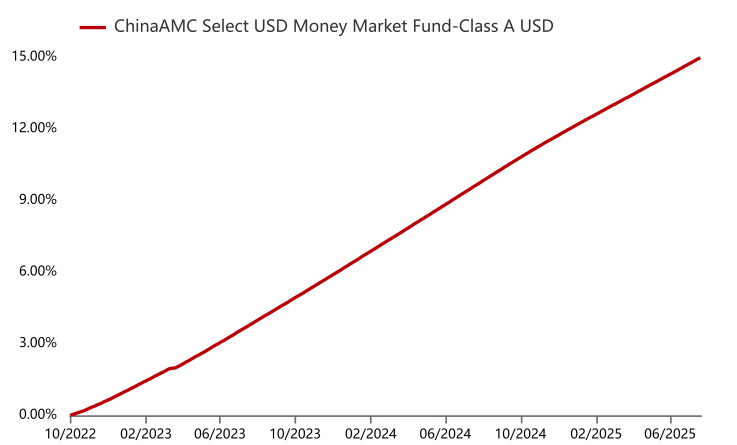
Source: Data as of 31 Jul 2025, Bloomberg, unless specified otherwise.

Share Class	Subscription Fee	Investment Management Fee	Min Initial Subscription	Distribution Policy
Class I USD	Nil	0.05% p.a.	USD 1,000	Nil
Class B USD	Up to 5%	0.30% p.a.	USD 1	Nil
Class A USD	Up to 5%	0.15% p.a.	USD 100	Nil
Class I RMB Hedged	Nil	0.05% p.a.	RMB 10,000	Nil
Class F USD	Up to 5%	0.60% p.a.	Nil	Nil
Class A RMB	Up to 5%	0.15% p.a.	RMB 1,000	Nil
Class B RMB	Up to 5%	0.30% p.a.	RMB 1	Nil
Class F RMB	Up to 5%	0.60% p.a.	Nil	Nil

## Latest Fund Distribution

Class	Ex-dividend Date	Distribution
Class I DIST USD	2025-06-27	USD 0.2762
Class I DIST USD	2025-03-28	USD 0.3666
Class I DIST USD	2025-02-27	USD 0.3934

## Fund Performance<sup>2</sup>



## Cumulative Performance (%)<sup>2</sup>

	1 Month	3 Month	6 Month	1 Year	Since Inception <sup>3</sup>	Annualized Since Inception <sup>3</sup>	7-day Annualized <sup>4</sup>
Class I USD	0.39	1.16	2.35	4.99	15.74	5.15	4.68
Class B USD	0.37	1.10	2.21	4.71	14.62	4.94	4.40
Class A USD	0.38	1.14	2.29	4.88	14.99	5.10	4.57
Class F USD	0.34	1.02	2.06	4.41	11.25	4.77	4.11
Class A RMB	0.90	0.12	1.13	4.26	4.03	3.87	51.81
Class B RMB	0.89	0.08	1.06	0.73	0.51	0.49	51.58
Class F RMB	0.86	0.00	0.91	3.82	3.60	3.46	51.12

## Yearly Performance (%)<sup>2</sup>

	2022	2023	2024	2025 YTD
Class I USD	1.21 <sup>3</sup>	5.40	5.63	2.72
Class B USD	0.91 <sup>3</sup>	5.13	5.35	2.56
Class A USD	0.88 <sup>3</sup>	5.24	5.51	2.66
Class F USD	-	3.44 <sup>3</sup>	5.03	2.39
Class A RMB	-	-	2.91 <sup>3</sup>	1.09
Class B RMB	-	-	-0.49 <sup>3</sup>	1.01
Class F RMB	-	-	2.75 <sup>3</sup>	0.83

1 Please refer to the Fund's prospectus for further details (including fees).

2 Past performance information is not indicative of future performance. Investors may not get back the full amount invested. The computation basis of the performance is calculated on NAV-to-NAV with dividend reinvested.

3 Calculated since the inception date of each respective share class. For inception date, please refer to "Available Share Classes" section in this document.

4 Calculated based on a seven-day (seven calendar days) period by annualization based on change in net asset value (NAV) between 24 Jul 2025 and 31 Jul 2025, using the formula: (7-calendar-day cumulative return<sup>4</sup>/(365/7)-1)x100%. Please note that this figure is a hypothetical performance which is calculated based on a 7-day period of the Fund's past performance and does not represent an actual one-year return. The most updated figure is available on our website [https://www.chinaamc.com.hk/product/chinaamc-select-usd-money-market-fund/#fund\\_price\\_performance](https://www.chinaamc.com.hk/product/chinaamc-select-usd-money-market-fund/#fund_price_performance) for investor's information.

Source: China Asset Management (Hong Kong) Limited and Bloomberg unless specified otherwise.

# ChinaAMC Select USD Money Market Fund

Fund Factsheet | As of 31 Jul 2025

New Capital Investment Entrant Scheme (New CIES) Eligible fund

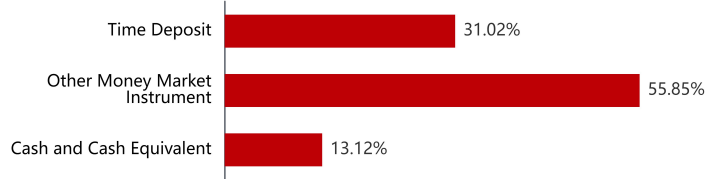


## ▲ Portfolio Characteristics

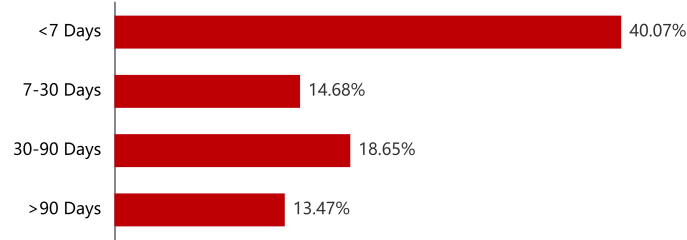
Weighted Average Days to Maturity	38.65 Days
Weighted Average Yield to Maturity <sup>1</sup>	4.58%

## ▲ Portfolio Allocation

### Asset Class Allocation (%)



### Maturity Allocation (%)



<sup>1</sup> Calculated with the weighted average of median yield to maturity of each holding.  
Source: China Asset Management (Hong Kong) Limited and Bloomberg unless specified otherwise. Data As of 31 Jul 2025.

Customer Hotline: (852) 3406 8686

Website: [www.chinaamc.com.hk](http://www.chinaamc.com.hk)

Email: [hkfund\\_services@chinaamc.com](mailto:hkfund_services@chinaamc.com)

**Important Note**  
Investment involves risks. The value of the Fund's shares may go up as well as down. Past performance is not indicative of future performance, future return is not guaranteed and a loss of your original capital may occur. This material does not constitute an offer or solicitation of any transaction in any securities or collective investment schemes, nor does it constitute any investment advice. This document is provided for information purposes only and shall not be relied upon for making any investment decision. Certain information or data in this document has been obtained from unaffiliated third parties; we have reasonable belief that such information or data is accurate, complete and up to the date as indicated; China Asset Management (Hong Kong) Limited accepts responsibility for accurately reproducing such data and information but makes no warranty or representation as to the completeness and accuracy of data and information sourced from such unaffiliated third parties. You should not base on this material alone to make investment decision and should read the Fund's offering documents for further details, including risk factors. If necessary, you should seek independent professional advice. This material has been prepared and issued by China Asset Management (Hong Kong) Limited. This material has not been reviewed by the Securities and Futures Commission.