

Investment involves risks, including the loss of principal. The price of units or shares of the Funds may go up as well as down. Past performance is not indicative of future results. The value of the Funds can be extremely volatile and could go down substantially within a short period of time. You should read the Fund's Prospectus and Product Key Facts Statement for details, including risk factors. Investors should not base investment decisions on this marketing material alone. Please note:

- ChinaAMC USD Digital Money Market Fund (the "Fund") seeks to achieve its objective by investing in short-term deposits and high quality money market instruments to achieve long-term return in US Dollars in line with prevailing money market rates.
- The Fund is subject to blockchain technology risk, digital asset security risk, cybersecurity risks, delay risk, regulatory risk, potential challenges in application of existing laws, operational and technical risk, risk associated with virtual asset trading platforms.
- The Fund is actively managed and does not seek to track any index. It may fail to meet its objective as a result of the selection of investments.
- The Fund is subject to short-term fixed income and debt securities risk, volatility and liquidity risk, credit risk, interest rate risk, credit rating risk, valuation risk, downgrade risk, sovereign debt risk and credit rating agency risk.
- The Fund is an investment fund and not a bank deposit.
- The Fund will invest primarily in USD-denominated instruments and is subject to concentration risk of Greater China market and the U.S.
- Certain investments acquired by the Fund are denominated in currencies different from its base currency and the Fund is subject to foreign currency risk.
- RMB is not freely convertible and is subject to exchange controls and restrictions. Any depreciation of RMB could adversely affect the value of the Fund. Payment of redemptions and/or dividend in RMB may be delayed due to exchange controls and restrictions.
- The Fund may acquire FDIs for hedging purpose. The price of a derivative instrument can be very volatile and involves counterparty risk. In adverse situations, such hedging may become ineffective and the Fund may suffer significant losses.
- Listed and Unlisted Classes are subject to different pricing and dealing arrangements. NAV per Share of each class may be different due to different fees and costs. Trading hours for secondary market on the SEHK for Listed Class and dealing deadlines in respect of the Listed Class on the primary market or Unlisted Class are also different.
- Shares of Listed Class are traded in the secondary market on an intraday basis at the prevailing market price, while Shares of Unlisted Class are sold through intermediaries based on the dealing day-end NAV. Investors of Unlisted Class could redeem at NAV while investors of Listed Class in the secondary market could only sell at the prevailing market price. Investors of Unlisted Class may be at an advantage or disadvantage compared to investors of Listed Class.
- The trading price of the shares of Listed Class on the SEHK is driven by market factors such as the demand and supply of the shares. The shares may trade at a substantial premium or discount to the Fund's NAV.
- The Fund is subject to dual-counter trading risks.

## ▲ Investment Objective

The Fund's objective is to invest in short-term deposits and high quality money market instruments to achieve long-term return in US Dollars in line with prevailing money market rates, with primary considerations of both capital security and liquidity.

## ▲ Fund Information<sup>1</sup>

Investment Manager	China Asset Management (Hong Kong) Limited
Trustee	Standard Chartered Trustee (Hong Kong) Limited
Custodian	Standard Chartered Trustee (Hong Kong) Limited
Base Currency	USD
Fund Size	USD 628.08 million
Non-Base Currency Share Classes	HKD,RMB
Dealing Frequency	Daily
Administrator	Standard Chartered Bank (Hong Kong) Limited
Registrar	Standard Chartered Bank (Hong Kong) Limited

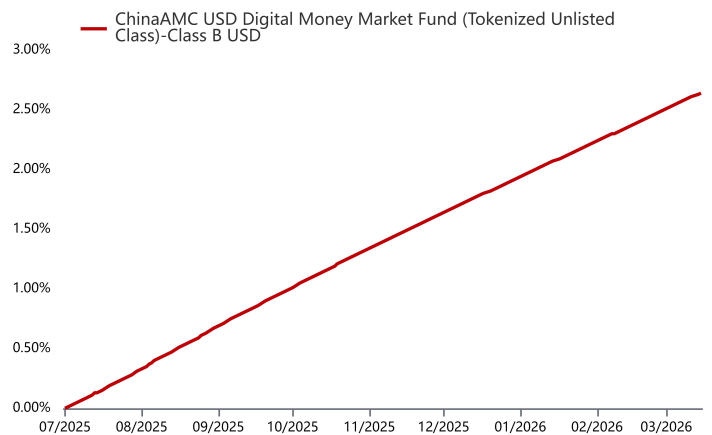
## ▲ Available Share Classes

Share Class	Launch Date	NAV per share	Bloomberg Code	ISIN Code
Class B USD	2025-07-17	USD 102.6534	CHUDMBU HK	HK0001153524
Class F USD	2025-07-17	USD 102.5084	CHUDMFU HK	HK0001153532
Class I USD	2025-08-13	USD 102.5790	CHUDMIU HK	HK0001153516
Class A USD	2025-08-18	USD 102.4557	CHUDMMA HK	HK0001153508

Source: Data as of 31 Mar 2026, Bloomberg, unless specified otherwise.

Share Class	Subscription Fee	Investment Management Fee	Min Initial Subscription
Class B USD	Up to 3%	0.40% p.a.	USD 0.1
Class F USD	Up to 3%	0.60% p.a.	Nil
Class I USD	Up to 3%	0.05% p.a.	USD 1,000
Class A USD	Up to 3%	0.15% p.a.	USD 1

## ▲ Fund Performance<sup>2</sup>



## ▲ Cumulative Performance (%)<sup>2</sup>

	1 Month	3 Month	6 Month	1 Year	Since Inception <sup>3</sup>	Annualized Since Inception <sup>3</sup>	7-day Annualized <sup>4</sup>
Class B USD	0.30	0.85	1.80	-	2.64	-	3.46
Class F USD	0.28	0.80	1.70	-	2.50	-	3.25
Class I USD	0.33	0.94	1.97	-	2.58	-	3.82
Class A USD	0.32	0.91	1.92	-	2.46	-	3.72

## ▲ Yearly Performance (%)<sup>2</sup>

	2025	2026 YTD
Class B USD	1.78	0.85
Class F USD	1.68	0.80
Class I USD	1.63	0.94
Class A USD	1.53	0.91

1 Please refer to the Fund's prospectus for further details (including fees).

2 Past performance information is not indicative of future performance. Investors may not get back the full amount invested. The computation basis of the performance is calculated on a daily NAV-to-NAV basis, with dividend reinvested (in case of distributing/distribution unit/share class, without dividend reinvested), daily NAV is zero if units or shares of a fund, sub-fund or share class are fully redeemed. Where no past performance is shown, meaning there was insufficient data available in that period to calculate and provide fair performance.

3 Calculated since the inception date of each respective share class. For inception date, please refer to "Available Share Classes" section in this document.

4 Calculated based on a seven-day (seven calendar days) period by annualization based on change in net asset value (NAV) between 24 Mar 2026 and 31 Mar 2026, using the formula:  $(7\text{-calendar-day cumulative return}^{(365/7)-1}) \times 100\%$ . Please note that this figure is a hypothetical performance which is calculated based on a 7-day period of the Fund's past performance and does not represent an actual one-year return. The most updated figure is available on our website [https://www.chinaamc.com.hk/product/chinaamc-usd-digital-money-market-fund/#fund\\_price\\_performance](https://www.chinaamc.com.hk/product/chinaamc-usd-digital-money-market-fund/#fund_price_performance) for investor's information.

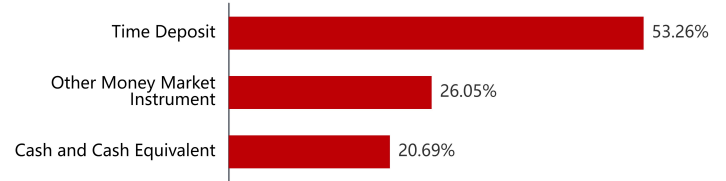
Source: China Asset Management (Hong Kong) Limited and Bloomberg unless specified otherwise.

## ▲ Portfolio Characteristics

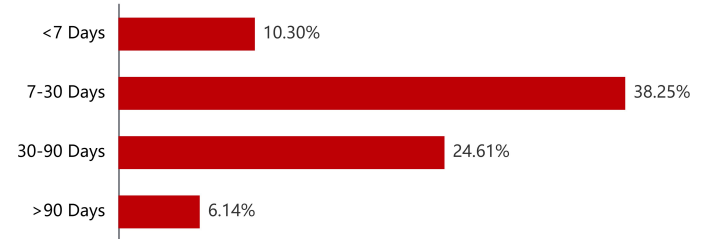
Weighted Average Days to Maturity	34.92 Days
Weighted Average Yield to Maturity <sup>1</sup>	3.21%

## ▲ Portfolio Allocation

### Asset Class Allocation (%)



### Maturity Allocation (%)



<sup>1</sup> Calculated with the weighted average of median yield to maturity of each holding.

Source: China Asset Management (Hong Kong) Limited and Bloomberg unless specified otherwise. Data As of 31 Mar 2026.

Customer Hotline: (852) 3406 8686

Website: [www.chinaamc.com.hk](http://www.chinaamc.com.hk)

Email: [hkfund\\_services@chinaamc.com](mailto:hkfund_services@chinaamc.com)

**Important Note**  
Investment involves risks. The value of the Fund's shares may go up as well as down. Past performance is not indicative of future performance, future return is not guaranteed and a loss of your original capital may occur. This material does not constitute an offer or solicitation of any transaction in any securities or collective investment schemes, nor does it constitute any investment advice. This document is provided for information purposes only and shall not be relied upon for making any investment decision. Certain information or data in this document has been obtained from unaffiliated third parties; we have reasonable belief that such information or data is accurate, complete and up to the date as indicated; China Asset Management (Hong Kong) Limited accepts responsibility for accurately reproducing such data and information but makes no warranty or representation as to the completeness and accuracy of data and information sourced from such unaffiliated third parties. You should not base on this material alone to make investment decision and should read the Fund's offering documents for further details, including risk factors. If necessary, you should seek independent professional advice. This material has been prepared and issued by China Asset Management (Hong Kong) Limited. This material has not been reviewed by the Securities and Futures Commission.