

ChinaAMC Select Greater China Technology Fund*

Fund Factsheet | As of 28 Nov 2025 New Capital Investment Entrant Scheme (New CIES) Eligible fund



Investment involves risks, including the loss of principal. The price of units or shares of the Funds may go up as well as down. Past performance is not indicative of future results. The value of the Funds can be extremely volatile and could go down substantially within a short period of time. You should read the Fund's Placing Memorandum or Explanatory Memorandum and Product Key Facts Statement for details, including risk factors. Investors should not base investment decisions on this marketing material alone. Please note:

- ChinaAMC Select Greater China Technology Fund (the "Fund") will invest primarily in China-Related Technology Companies and in the opinion of the Manager, will likely benefit from innovations, use of new technologies or offering products and services that meet the demands of the new and evolving China economy ("China-Related Technology Companies"). The Fund may invest a small portion of its assets in fixed income securities, equities listed on stock exchanges around the world other than the Greater China, other collective investment schemes and invest directly in Mainland China securities.
- The Fund will invest in equity securities and is subject to general market risk and the prices of such securities may be volatile.
- The Fund may also invest in companies of any market capitalization including but not limited to companies with small or medium market capitalization. The stocks of companies with small or medium market capitalization may have lower liquidity and their prices are more volatile to adverse economic developments than those of larger market capitalization companies in general.
- The Fund will focus its investments on China-Related Companies and such investments will increase the Sub-Fund's vulnerability to the economic, political or regulatory or tax developments of a single country such as China. Also, the Fund is likely to be more volatile than a fund having a more diverse portfolio of investments.
- The Fund may invest in the PRC markets, which involve certain risks and special considerations not typically associated with investment in more developed economies or markets, such as greater political, tax, economic, foreign exchange, liquidity, legal and regulatory risk.
- The Fund will invest in debt investments and is subject to liquidity risk, credit risk, interest rate risk, credit rating risk, valuation risk, downgrade risk and sovereign debt risk. Generally, the prices of debt securities rise when interest rates fall, whilst their prices fall when interest rates rise.
- The Fund may invest in convertible bonds which are a hybrid between debt and equity, permitting holders to convert into shares in the company issuing the bond at a specified future date. As such, convertibles will be exposed to equity movement and greater volatility than straight bond investments. Investments in convertible bonds are subject to the same interest rate risk, credit risk, liquidity risk and prepayment risk associated with comparable straight bond investments.
- The Fund may invest the Stock Connect which may have potential retrospective effect. Where a suspension in the trading through the programme is effected, the Fund's ability to achieve its investment objective could be negatively affected
- The Fund may invest in depositary receipts that may generate additional risks compared to a direct exposure to the underlying stocks, including the risk of non-segregation of the underlying stocks from the depositary banks' own assets and liquidity risk. These may negatively affect the performance and/or liquidity of the Fund.
- Debt instruments with loss-absorption features are subject to the risk of being written down or converted to ordinary shares upon the occurrence of certain pre-defined trigger events, which are complex and difficult to predict and may result in a significant or total reduction in the value of such instruments.
- The Fund may invest in urban investment bonds which are typically not guaranteed by Chinese central or local governments. In the event of default, the Fund could suffer substantial loss.
- Some Classes of the Fund are denominated and settled in RMB; subscription and redemption must be made in RMB. RMB is not freely convertible and is subject to exchange controls and restrictions. There is no guarantee that the value of RMB against the investor's base currencies (for example HKD) will not depreciate. Any depreciation of RMB could adversely affect the value of investors' investments in the RMB classes. Under exceptional circumstances, redemption proceeds in RMB may be delayed due to exchange controls and restrictions applicable to RMB.

Investment Objective

The Fund seeks to achieve long term capital growth by primarily (i.e. not less than 70% of its Net Asset Value) investing in China-Related Technology Companies (as defined below). To achieve the investment objective, not less than 70% of the Fund's Net Asset Value will be invested in equities of technology companies which, in the opinion of the Manager, will likely benefit from innovations, use of new technologies or offering products and services that meet the demands of the new and evolving China economy ("China-Related Technology Companies") with registered offices located in the Greater China area (including Mainland China, Hong Kong, Macau and Taiwan), and/or China Related Technology Companies that do not have their registered offices in the Greater China area but either (a) carry out a predominant proportion of their business activities in Greater China or (b) are holding companies which predominantly own companies with registered offices in Greater China.

Fund Information¹

| | |
|--------------------|---|
| Legal Structure | Hong Kong domiciled umbrella structure unit trust |
| Investment Manager | China Asset Management (Hong Kong) Limited |
| Trustee | BOCI-Prudential Trustee Limited |
| Custodian | Bank of China (Hong Kong) Limited |
| Base Currency | HKD |
| Fund Size | HKD 100.91 million |
| Dealing Frequency | Daily |

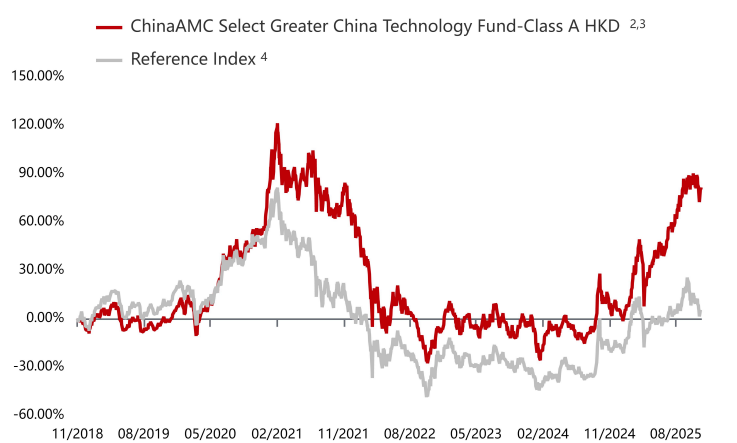
Available Share Classes

| Share Class | Launch Date | NAV per share | Bloomberg Code | ISIN Code |
|-------------|-------------|---------------|----------------|--------------|
| Class A HKD | 2018-11-16 | HKD 18.1392 | CAMSEAH HK | HK0000165453 |
| Class I USD | 2025-11-26 | USD 10.0044 | CAMSETU HK | HK0001216719 |

Source: Data as of 28 Nov 2025, Bloomberg, unless specified otherwise.

| Share Class | Subscription Fee | Investment Management Fee | Min Initial Subscription |
|-------------|------------------|---------------------------|--------------------------|
| Class A HKD | Up to 5% | 1.75% p.a. | HKD 10,000 |
| Class I USD | Up to 5% | 1.0% p.a. | USD 1,000,000 |

Fund Performance^{2,3}



Cumulative Performance (%)²

| | 1 Month | 3 Month | 6 Month | 1 Year | Since Inception ³ | Annualized Since Inception ³ |
|------------------------------|---------|---------|---------|--------|------------------------------|---|
| Class A HKD | -2.13 | 6.41 | 30.88 | 71.49 | 81.39 | 8.83 |
| Reference Index ⁴ | -5.23 | -1.27 | 8.90 | 29.82 | 5.15 | 0.72 |

Yearly Performance (%)²

| | 2020 | 2021 | 2022 | 2023 | 2024 | 2025 YTD |
|------------------------------|-------|--------|--------|-------|-------|----------|
| Class A HKD | 56.23 | -0.23 | -43.08 | 9.29 | 2.25 | 73.38 |
| Reference Index ⁴ | 28.86 | -32.05 | -26.67 | -8.26 | 19.89 | 26.50 |

1 Please refer to the Fund's Explanatory Memorandum for further details (including fees).

2 Past performance information is not indicative of future performance. Investors may not get back the full amount invested. The computation basis of the performance is calculated on NAV-to-NAV, with dividend reinvested. With effect from 3 April 2021, the investment objective and strategy of the Fund was changed. The performance of the Fund prior to 3 April 2021 was achieved under circumstances that no longer apply. The investment strategy of the Fund was changed in 26 January 2018 and 6 December 2019. The investment objective of the fund was also changed in 1 September 2016.

3 Calculated since the inception date of each respective share class. Class A HKD calculated since the inception on 16 November 2018.

4 Calculated since the inception date of Class A HKD. The reference index Hang Seng TECH Index Net Total Return Index which is presented for comparison purposes only and this fund is actively managed.

* With effect from 3 April 2021, the fund name has been changed from ChinaAMC Select New Economy Fund to ChinaAMC Greater China Technology Fund.

Source: China Asset Management (Hong Kong) Limited and Bloomberg unless specified otherwise.

ChinaAMC Select Greater China Technology Fund*

Fund Factsheet | As of 28 Nov 2025

New Capital Investment Entrant Scheme (New CIES) Eligible fund



▲ Manager's Comment

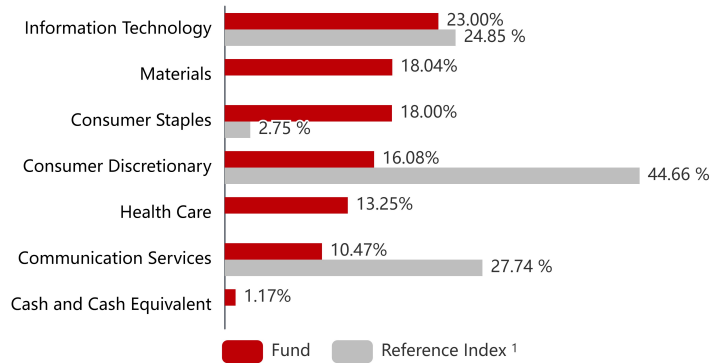
The Hang Seng Tech Index fell by 5.23% in November. The U.S. federal government shutdown that began in early October marginally absorbed global market liquidity. Although the government reopened in mid-November, the lingering liquidity pressure and contraction in risk appetite continued. In addition, as year-end approached, some fund managers locked in gains and rankings by taking profits on technology growth sectors that had risen earlier, leading to capital outflows from growth sectors. Furthermore, the market began to question the ability of AI applications to deliver earnings, raising concerns about the sustainability of capital expenditure on technology stocks and further dampening risk appetite.

China's economic recovery remains weak. The property market in some top-tier cities is accelerating its downturn, and Double Eleven shopping festival consumption growth was mediocre. Policies such as trade-in programs and other growth-stabilizing measures have yet to be finalized, leaving investor confidence in next year's economic and corporate earnings growth in need of improvement. Toward the end of November, expectations for Fed rate cuts rose again, and Google, Alibaba, and Deepseek all made positive progress in AI models/applications, signaling some positive factors. Quantitative monitoring indicators show that the Hong Kong market was oversold by late November, making a short-term rebound highly probable, though its sustainability remains uncertain. Even if subsequent rebounds prove volatile, the downside space for the index from current levels appears relatively limited. During the market correction, funds increased positions in high-quality leaders in internet and technology sectors whose valuations had corrected to attractive levels, while reducing exposure to pharmaceutical stocks lacking short-term catalysts. From a thematic perspective, funds are relatively optimistic about autonomous control and brain-computer interface, and have made small allocations to related names.

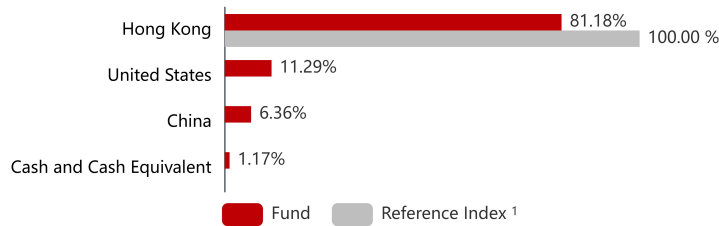
Looking ahead, investment managers remain positive on the market's medium- to long-term performance. As we previously anticipated, the market has entered a short-term consolidation phase, and funds will adopt a more proactive investment strategy after the correction. Many companies' valuations have fallen to attractive levels, and funds will actively adjust positions based on overall market rhythm and catalysts at the industry and company level. Funds will continue to pursue a relatively active investment approach, focusing on core stocks with solid fundamentals and appealing valuations, as well as individual names with clear alpha potential and controllable downside risk, to enhance portfolio diversification and stability of returns.

▲ Portfolio Allocation

Sector Exposure (%)



Geographical Exposure (%)



1 Calculated since the inception date of Class A HKD. The reference index Hang Seng TECH Index Net Total Return Index which is presented for comparison purposes only and this fund is actively managed.
*With effect from 3 April 2021, the fund name has been changed from ChinaAMC Select New Economy Fund to ChinaAMC Greater China Technology Fund.
Source: China Asset Management (Hong Kong) Limited and Bloomberg unless specified otherwise. Data As of 28 Nov 2025.

Customer Hotline: (852) 3406 8686 Website: www.chinaamc.com.hk Email: hkfund_services@chinaamc.com

Risk Warning
Investment involves risks. The price of the Fund's units may go up as well as down. Past performance is not indicative of future performance, future return is not guaranteed and a loss of your original capital may occur. This material does not constitute an offer or solicitation of any transaction in any securities or collective investment schemes, nor does it constitute any investment advice. This document is provided for information purposes only and shall not be relied upon for making any investment decision. Certain information or data in this document has been obtained from unaffiliated third parties; we have reasonable belief that such information or data is accurate, complete and up to the date as indicated; China Asset Management (Hong Kong) Limited accepts responsibility for accurately reproducing such data and information but makes no warranty or representation as to the completeness and accuracy of data and information sourced from such unaffiliated third parties. You should read the Fund's offering documents for further details, including risk factors. If necessary, you should seek independent professional advice. This material has been prepared and issued by China Asset Management (Hong Kong) Limited. This material has not been reviewed by the Securities and Futures Commission.