

ChinaAMC Select Offshore RMB Income Bond Fund

Fund Factsheet | As of 31 Mar 2026



Investment involves risks, including the loss of principal. The price of units or shares of the Fund may go up as well as down. Past performance is not indicative of future results. The value of the Fund can be extremely volatile and could go down substantially within a short period of time. You should read the Fund's Explanatory Memorandum and Product Key Facts Statement for details, including risk factors. Investors should not base investment decisions on this marketing material alone. Please note:

- The Fund seeks to achieve income and capital appreciation by investing at least 70% of its NAV in offshore RMB denominated fixed income and debt instruments (i.e. issued outside Mainland China) worldwide.
- The Fund may invest up to 100% of its NAV in dim sum bonds, whose market is still a relatively small market and may be more susceptible to volatility and illiquidity. Any new rules which limit or restrict the ability of issuers to raise RMB funding could disrupt the dim sum bond market operation and new issuances.
- The Fund is subject to volatility and liquidity risk, credit risk, interest rate risk, credit rating risk, valuation risk, downgrade risk, sovereign debt risk, risks associated with urban investment bonds.
- RMB is not freely convertible and is subject to exchange controls and restrictions. Any depreciation of RMB could adversely affect the value of investors' investments in the Fund.
- The quantity of RMB denominated fixed income and debt securities issued outside the Mainland available to the Fund is limited, thus the Fund may significantly invest in RMB denominated money market instrument, which may adversely affect the Sub-Fund's return.
- The Fund is subject to geographical concentration and emerging market risk.
- The Fund may invest in convertible bonds which are a hybrid between debt and equity. Convertibles will be exposed to equity movement and greater volatility than straight bond investments.
- Debt instruments with loss-absorption features are subject to the risk of being written down or converted to ordinary shares upon the occurrence of certain pre-defined trigger events, which are complex and difficult to predict and may result in a significant or total reduction in the value of such instruments.
- The Fund may invest in other funds and be subject to the risks associated with the underlying funds.
- The Fund may acquire FDIs. The price of FDI can be volatile and a FDI is subject to counterparty risks which may cause the loss to the Fund.
- Payment of dividends out of capital and/or effectively out of capital amounts to a return or withdrawal of part of an investor's original investment or from any capital gains attributable to those original investments. Any such distributions may result in an immediate reduction of the NAV per Share of the Fund.

▲ Investment Objective

The investment objective of the Fund is to achieve income and capital appreciation by primarily investing, directly or indirectly, in offshore RMB denominated fixed income and debt instruments (i.e. issued outside Mainland China) worldwide (including emerging markets).

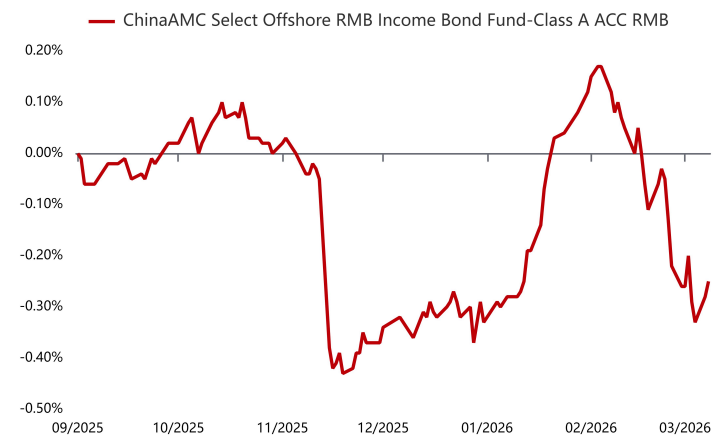
▲ Fund Information¹

Legal Structure	Hong Kong domiciled umbrella structure unit trust
Investment Manager	China Asset Management (Hong Kong) Limited
Trustee	BOCI-Prudential Trustee Limited
Custodian	Bank of China (Hong Kong) Limited
Base Currency	RMB
Fund Size	RMB 134.08 million
Non-Base Currency Share Classes	HKD, USD
Dealing Frequency	Daily

▲ Portfolio Characteristics

Weighted Average Duration	4.72 Years
Weighted Average Credit Ratings ⁴	A-
Weighted Average Yield to Worst ⁵	2.93%

▲ Fund Performance²



▲ Cumulative Performance (%)²

	1 Month	3 Month	6 Month	1 Year	Since Inception ³	Annualized Since Inception ³
Class A ACC RMB	-0.43	0.09	-0.20	-	-0.25	-
Class A ACC USD	-1.26	1.06	2.86	-	2.86	-
Class A ACC USD Hedged	-0.27	0.60	1.39	-	1.42	-
Class A DIST RMB	-0.43	0.09	-0.20	-	-0.25	-
Class I ACC RMB	-0.39	0.19	0.00	-	-0.04	-
Class I ACC USD	-1.23	1.16	3.07	-	3.07	-
Class I ACC USD Hedged	-0.24	0.69	1.59	-	1.63	-
Class I DIST RMB	-0.39	0.19	0.00	-	-0.04	-

▲ Yearly Performance (%)²

	2025	2026 YTD
Class A ACC RMB	-0.34	0.09
Class A ACC USD	1.78	1.06
Class A ACC USD Hedged	0.82	0.60
Class A DIST RMB	-0.34	0.09
Class I ACC RMB	-0.23	0.19
Class I ACC USD	1.89	1.16
Class I ACC USD Hedged	0.93	0.69
Class I DIST RMB	-0.23	0.19

¹ Please refer to the Fund's prospectus for further details (including fees).

² Past performance information is not indicative of future performance. Investors may not get back the full amount invested. The computation basis of the performance is calculated on a daily NAV-to-NAV basis, with dividend reinvested (in case of distributing/distribution unit/share class, without dividend reinvested), daily NAV is zero if units or shares of a fund, sub-fund or share class are fully redeemed. Where no past performance is shown, meaning there was insufficient data available in that period to calculate and provide fair performance.

³ Calculated since the inception date of each respective share class. For the inception date, please refer to "Available Share Classes" section.

⁴ Credit rating is calculated using the "Best Rating Approach", by referencing to the credit ratings of three credit rating agencies: Moody's, Fitch and S&P and using the highest rating among the three ratings.

⁵ Calculated with the weighted average of median yield to worst of each holding. Yield to Worst is the lowest potential yield on a bond assuming no default by the issuer. It is calculated by evaluating the least favourable outcome for each bond issue. It is not indicative of the fund's actual performance, or the interest investors may ultimately receive.

Source: China Asset Management (Hong Kong) Limited and Bloomberg unless specified otherwise.

ChinaAMC Select Offshore RMB Income Bond Fund

Fund Factsheet | As of 31 Mar 2026



▲ Available Share Classes

Share Class	Launch Date	NAV per share	Bloomberg Code	ISIN Code
Class A ACC RMB	2025-09-25	RMB 9.9746	CHIORAR HK	HK0001196903
Class A ACC USD	2025-09-25	USD 10.2838	CHIOAUA HK	HK0001196945
Class A ACC USD Hedged	2025-09-25	USD 10.1388	CHIORAU HK	HK0001196986
Class A DIST RMB	2025-09-25	RMB 9.8259	CHIORUD HK	HK0001196911
Class I ACC RMB	2025-09-25	RMB 9.9952	CHIORIR HK	HK0001197000
Class I ACC USD	2025-09-25	USD 10.3050	CHIOIUS HK	HK0001197042
Class I ACC USD Hedged	2025-09-25	USD 10.1590	CHIORIU HK	HK0001197083
Class I DIST RMB	2025-09-25	RMB 9.8461	CHIOIRD HK	HK0001197018

Source: Data as of 31 Mar 2026, Bloomberg, unless specified otherwise.

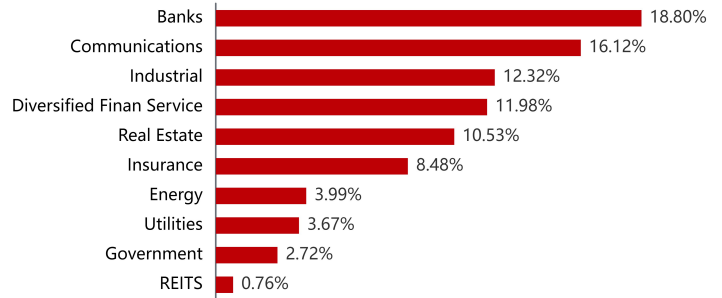
Share Class	Subscription Fee	Investment Management Fee	Min Initial Subscription	Distribution Policy
Class A ACC RMB	Up to 5%	0.80% p.a.	RMB 100	Nil
Class A ACC USD	Up to 5%	0.80% p.a.	USD 10	Nil
Class A ACC USD Hedged	Up to 5%	0.80% p.a.	USD 10	Nil
Class A DIST RMB	Up to 5%	0.80% p.a.	RMB 100	Monthly
Class I ACC RMB	Up to 5%	0.40% p.a.	RMB 1,000,000	Nil
Class I ACC USD	Up to 5%	0.40% p.a.	USD 100,000	Nil
Class I ACC USD Hedged	Up to 5%	0.40% p.a.	USD 100,000	Nil
Class I DIST RMB	Up to 5%	0.40% p.a.	RMB 1,000,000	Monthly

▲ Latest Fund Distribution

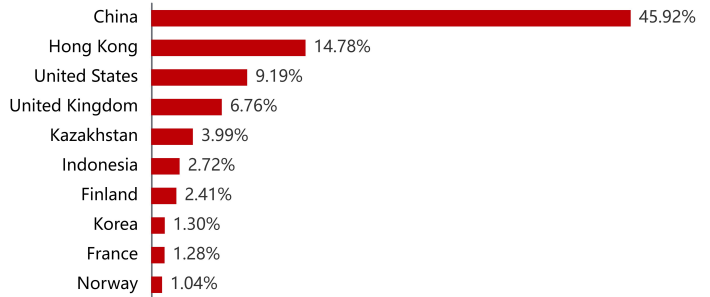
Class	Ex-dividend Date	Distribution
Class A DIST RMB	2026-03-19	RMB 0.0247
Class I DIST RMB	2026-03-19	RMB 0.0247

▲ Portfolio Allocation

Top 10 Sector Exposure (%)



Top 10 Geographical Exposure (%)



Source: China Asset Management (Hong Kong) Limited and Bloomberg unless specified otherwise. Data As of 31 Mar 2026.

Customer Hotline: (852) 3406 8686

Website: www.chinaamc.com.hk

Email: hkfund_services@chinaamc.com

Important Note

Investment involves risks. The value of the Fund's shares may go up as well as down. Past performance is not indicative of future performance, future return is not guaranteed and a loss of your original capital may occur. This material does not constitute an offer or solicitation of any transaction in any securities or collective investment schemes, nor does it constitute any investment advice. This document is provided for information purposes only and shall not be relied upon for making any investment decision. Certain information or data in this document has been obtained from unaffiliated third parties; we have reasonable belief that such information or data is accurate, complete and up to the date as indicated; China Asset Management (Hong Kong) Limited accepts responsibility for accurately reproducing such data and information but makes no warranty or representation as to the completeness and accuracy of data and information sourced from such unaffiliated third parties. You should not base on this material alone to make investment decision and should read the Fund's offering documents for further details, including risk factors. If necessary, you should seek independent professional advice. This material has been prepared and issued by China Asset Management (Hong Kong) Limited. This material has not been reviewed by the Securities and Futures Commission.