

ChinaAMC Global Investment Grade Bond Fund

Fund Factsheet | As of 31 Mar 2026

New Capital Investment Entrant Scheme (New CIES) Eligible fund



Investment involves risks, including the loss of principal. The price of units or shares of the Fund may go up as well as down. Past performance is not indicative of future results. The value of the Fund can be extremely volatile and could go down substantially within a short period of time. You should read the Fund's Placing Memorandum or Explanatory Memorandum and Product Key Facts Statement for details, including risk factors. Investors should not base investment decisions on this marketing material alone. Please note:

- ChinaAMC Global Investment Grade Bond Fund (the "Fund") seeks to provide Unitholders with long term capital growth primarily through investing in investment grade fixed income and debt instruments in markets worldwide.
- The Fund's investment may be denominated and a unit class may be designated in a currency other than its base currency. The NAV of the Fund may be affected unfavourably by exchange rates and by changes in exchange rate control.
- Investment in debt instruments involves credit/counterparty risk, interest rate risk, volatility and liquidity risk, credit/downgrading risk, sovereign debt risk, valuation risk, credit rating risk, credit rating agency risk and risks associated with collateralized and/or securities products.
- The Fund may invest in convertible bonds which are a hybrid between debt and equity. Convertibles will be exposed to equity movement and greater volatility than straight bond investments.
- Debt instruments with loss-absorption features are subject to the risk of being written down or converted to ordinary shares upon the occurrence of certain pre-defined trigger events, which are complex and difficult to predict and may result in a significant or total reduction in the value of such instruments.
- The Fund may invest in urban investment bonds which are typically not guaranteed by Chinese central or local governments. In the event of default, the Fund could suffer substantial loss.
- The Fund may enter into sale and repurchase transactions and may suffer loss in the event of counterparty's failure.
- Investment in emerging markets (including the PRC) may involve increased risks and special considerations, such as liquidity risks, currency risks/control, political and economic uncertainties, legal and taxation risks, settlement risks, custody risk and high volatility.
- The Fund's investment may be concentrated in a jurisdiction or region. The value of the Fund may be more volatile than that of a fund having a more diverse portfolio of investments.
- The Fund may acquire FDIs for hedging purpose, which involves volatility risk, credit risk, liquidity risk, management risk, valuation risk, counterparty risk and OTC transaction risk. In adverse situations, such hedging may become ineffective and/or cause the Fund to suffer significant loss.
- There is no guarantee that the hedging instruments will be available or the hedging techniques will be effective for a hedged class. Hedging can limit potential gains of a hedged class.
- RMB is not freely convertible and is subject to exchange controls and restrictions. Any depreciation of RMB could adversely affect the value of investors' investments in the Fund. Payment of redemptions and/or dividend in RMB may be delayed due to exchange controls and restrictions.
- Payment of dividends out of capital and/or effectively out of capital amounts to a return or withdrawal of part of an investor's original investment or from any capital gains attributable to those original investments. Any such distributions may result in an immediate reduction of the NAV per Share of the Fund.

▲ Investment Objective

The investment objective of the Fund is to provide Unitholders with long term capital growth primarily through investing in investment grade fixed income and debt instruments in markets worldwide.

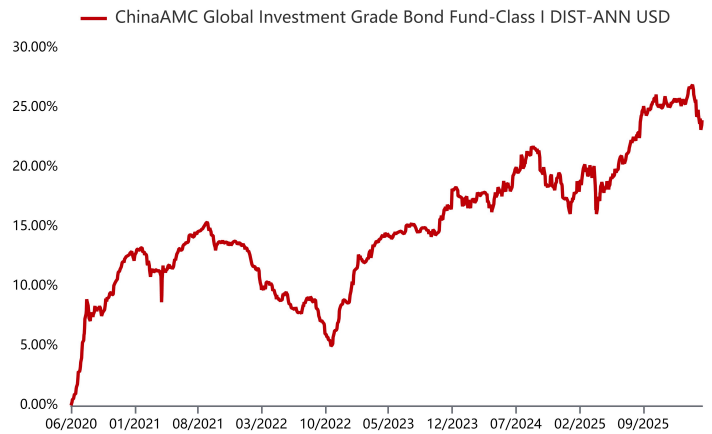
▲ Fund Information ¹

Legal Structure	Hong Kong domiciled umbrella structure unit trust
Investment Manager	China Asset Management (Hong Kong) Limited
Trustee	Cititrust Limited
Custodian	Citibank, N.A. (Hong Kong branch)
Base Currency	USD
Fund Size	USD 110.92 million
Non-Base Currency Share Classes	HKD,RMB
Dealing Frequency	Daily

▲ Portfolio Characteristics

Weighted Average Duration	3.72 Years
Weighted Average Credit Ratings ⁴	A-
Weighted Average Yield to Worst ⁵	2.54%

▲ Fund Performance ²



▲ Cumulative Performance (%) ²

	1 Month	3 Month	6 Month	1 Year	Since Inception ³	Annualized Since Inception ³
Class I DIST-ANN USD	-2.35	-1.35	-0.54	3.51	23.94	3.77
Class A DIST-MTH HKD Hedged	-2.19	-0.72	0.04	3.86	7.80	2.55
Class A DIST-MTH USD	-2.38	-1.44	-0.74	3.10	7.91	2.58
Class I DIST-ANN RMB Hedged	-2.45	-1.73	-0.40	2.15	2.52	1.06
Class A ACC USD	-2.37	-1.43	-0.73	3.10	4.50	2.42

▲ Yearly Performance (%) ²

	2021	2022	2023	2024	2025	2026 YTD
Class I DIST-ANN USD	0.77	-4.50	8.99	-0.73	6.97	-1.35
Class A DIST-MTH HKD Hedged	-	-	3.38 ³	-1.64	6.79	-0.72
Class A DIST-MTH USD	-	-	3.93 ³	-1.13	6.55	-1.44
Class I DIST-ANN RMB Hedged	-	-	0.99 ³	-1.20	4.56	-1.73
Class A ACC USD	-	-	-	-0.49 ³	6.54	-1.43

1 Please refer to the Fund's prospectus for further details (including fees).

2 Past performance information is not indicative of future performance. Investors may not get back the full amount invested. The computation basis of the performance is calculated on a daily NAV-to-NAV basis, with dividend reinvested (in case of distributing/distribution unit/share class, without dividend reinvested), daily NAV is zero if units or shares of a fund, sub-fund or share class are fully redeemed. Where no past performance is shown, meaning there was insufficient data available in that period to calculate and provide fair performance. The performance of the Fund prior to 8 April 2024 was achieved under circumstances that no longer apply as a result of a change in investment strategy of the Fund. Investors should exercise caution when considering the past performance of the Fund prior to 8 April 2024. Prior to 8 April 2024, the Manager did not anticipate that the Fund would invest more than 30% of its NAV in any single country other than the PRC.

3 Calculated since the inception date of each respective share class.

4 Credit rating is calculated using the "Best Rating Approach", by referencing to the credit ratings of three credit rating agencies: Moody's, Fitch and S&P and using the highest rating among the three ratings.

5 Calculated with the weighted average of median yield to worst of each holding. Yield to Worst is the lowest potential yield on a bond assuming no default by the issuer. It is calculated by evaluating the least favourable outcome for each bond issue. It is not indicative of the fund's actual performance, or the interest investors may ultimately receive.

Source: China Asset Management (Hong Kong) Limited and Bloomberg unless specified otherwise.

▲ Manager's Comment

In March, global investment-grade credit bonds were broadly under pressure, with the primary drag coming from the overall upward shift in the U.S. Treasury yield curve. U.S. Treasury yields rose sharply across the curve, with yields from the 2-year to the 30-year increasing by 30 to 45 bps. The rapid rise in interest rates exerted broad valuation pressure on U.S. dollar duration assets. The main drivers were higher oil prices amid disruptions related to the Middle East situation, a rebound in inflation expectations, and a clear delay in market expectations for the pace of rate cuts within the year. Against this backdrop, although U.S. investment-grade credit spreads only fluctuated moderately and did not show obvious dislocation, higher risk-free rates still posed significant pressure on global investment-grade credit valuations. The Bloomberg Global Investment Grade Credit Index recorded a return of -3.01% in March, reflecting the more direct valuation adjustment pressure faced by global investment-grade assets with higher interest-rate sensitivity during the month. Overall credit fundamentals of investment-grade issuers remained relatively solid, and investor preference for high-quality credit continued, but this was still insufficient to fully offset the valuation impact from rising U.S. Treasury yields.

In this environment, the portfolio will continue to adhere to a balanced approach between interest-rate risk management and credit selection. On the one hand, amid heightened global rate volatility and long-end yields at relatively elevated levels, duration exposure will continue to be managed prudently to avoid taking on excessive convexity when directionality remains unclear. On the other hand, within global investment-grade credit allocation, the portfolio will continue to dynamically compare relative value among high-rated issuers across different regions and sectors, placing greater emphasis on credit quality, financing resilience, and liquidity management. Priority will be given to high-quality issuers with solid fundamentals and relatively reasonable valuations, with the aim of enhancing the portfolio's income stability and resilience to volatility in the current environment.

▲ Available Share Classes

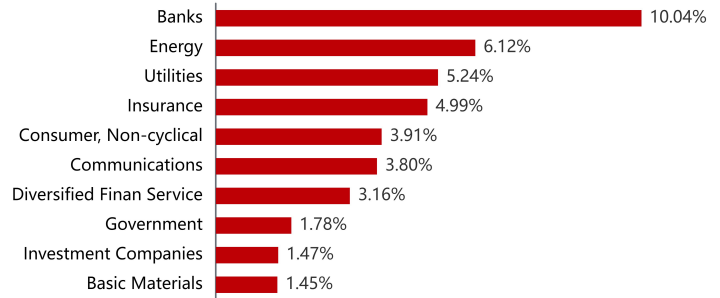
Share Class	Launch Date	NAV per share	Bloomberg Code	ISIN Code
Class I DIST-ANN USD	2020-06-15	USD 12.394	CHGBIDU HK	HK0000616265
Class A DIST-MTH HKD Hedged	2023-04-06	HKD 10.780	CHBADHH HK	HK0000616315
Class A DIST-MTH USD	2023-04-06	USD 10.791	CHGBADU HK	HK0000616299
Class I DIST-ANN RMB Hedged	2023-11-22	RMB 10.252	CHBIDRH HK	HK0000616273
Class A ACC USD	2024-05-28	USD 10.450	CHGIAUA HK	HK0001006342

Source: Data as of 31 Mar 2026, Bloomberg, unless specified otherwise.

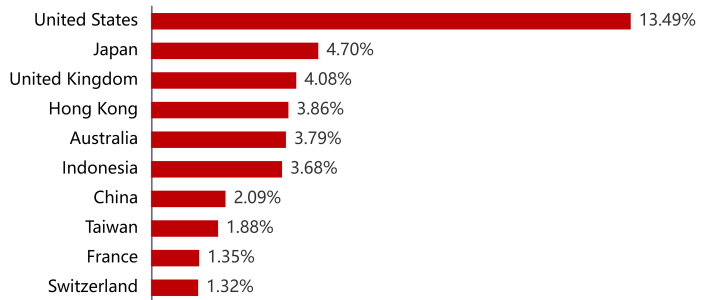
Share Class	Subscription Fee	Investment Management Fee	Min Initial Subscription	Distribution Policy
Class I DIST-ANN USD	Up to 5%	0.40% p.a.	USD 1,000,000	Annually
Class A DIST-MTH HKD Hedged	Up to 5%	0.80% p.a.	HKD 10,000	Monthly
Class A DIST-MTH USD	Up to 5%	0.80% p.a.	USD 2,000	Monthly
Class I DIST-ANN RMB Hedged	Up to 5%	0.40% p.a.	RMB 5,000,000	Annually
Class A ACC USD	Up to 5%	0.80% p.a.	USD 2,000	Nil

▲ Portfolio Allocation

Top 10 Sector Exposure (%)



Top 10 Geographical Exposure (%)



Source: China Asset Management (Hong Kong) Limited and Bloomberg unless specified otherwise. Data As of 31 Mar 2026.

Customer Hotline: (852) 3406 8686

Website: www.chinaamc.com.hk

Email: hkfund_services@chinaamc.com

Important Note

Investment involves risks. The value of the Fund's shares may go up as well as down. Past performance is not indicative of future performance, future return is not guaranteed and a loss of your original capital may occur. This material does not constitute an offer or solicitation of any transaction in any securities or collective investment schemes, nor does it constitute any investment advice. This document is provided for information purposes only and shall not be relied upon for making any investment decision. Certain information or data in this document has been obtained from unaffiliated third parties; we have reasonable belief that such information or data is accurate, complete and up to the date as indicated; China Asset Management (Hong Kong) Limited accepts responsibility for accurately reproducing such data and information but makes no warranty or representation as to the completeness and accuracy of data and information sourced from such unaffiliated third parties. You should not base on this material alone to make investment decision and should read the Fund's offering documents for further details, including risk factors. If necessary, you should seek independent professional advice. This material has been prepared and issued by China Asset Management (Hong Kong) Limited. This material has not been reviewed by the Securities and Futures Commission.