

# ChinaAMC Global Investment Grade Bond Fund

Fund Factsheet | As of 31 Dec 2025

New Capital Investment Entrant Scheme (New CIES) Eligible fund



Investment involves risks, including the loss of principal. The price of units or shares of the Fund may go up as well as down. Past performance is not indicative of future results. The value of the Fund can be extremely volatile and could go down substantially within a short period of time. You should read the Fund's Placing Memorandum or Explanatory Memorandum and Product Key Facts Statement for details, including risk factors. Investors should not base investment decisions on this marketing material alone. Please note:

- ChinaAMC Global Investment Grade Bond Fund (the "Fund") seeks to provide Unitholders with long term capital growth primarily through investing in investment grade fixed income and debt instruments in markets worldwide.
- The Fund's investment may be denominated and a unit class may be designated in a currency other than its base currency. The NAV of the Fund may be affected unfavourably by exchange rates and by changes in exchange rate control.
- Investment in debt instruments involves credit/counterparty risk, interest rate risk, volatility and liquidity risk, credit/downgrading risk, sovereign debt risk, valuation risk, credit rating risk, credit rating agency risk and risks associated with collateralized and/or securities products.
- The Fund may invest in convertible bonds which are a hybrid between debt and equity. Convertibles will be exposed to equity movement and greater volatility than straight bond investments.
- Debt instruments with loss-absorption features are subject to the risk of being written down or converted to ordinary shares upon the occurrence of certain pre-defined trigger events, which are complex and difficult to predict and may result in a significant or total reduction in the value of such instruments.
- The Fund may invest in urban investment bonds which are typically not guaranteed by Chinese central or local governments. In the event of default, the Fund could suffer substantial loss.
- The Fund may enter into sale and repurchase transactions and may suffer loss in the event of counterparty's failure.
- Investment in emerging markets (including the PRC) may involve increased risks and special considerations, such as liquidity risks, currency risks/control, political and economic uncertainties, legal and taxation risks, settlement risks, custody risk and high volatility.
- The Fund's investment may be concentrated in a jurisdiction or region. The value of the Fund may be more volatile than that of a fund having a more diverse portfolio of investments.
- The Fund may acquire FDIs for hedging purpose, which involves volatility risk, credit risk, liquidity risk, management risk, valuation risk, counterparty risk and OTC transaction risk. In adverse situations, such hedging may become ineffective and/or cause the Fund to suffer significant loss.
- There is no guarantee that the hedging instruments will be available or the hedging techniques will be effective for a hedged class. Hedging can limit potential gains of a hedged class.
- RMB is not freely convertible and is subject to exchange controls and restrictions. Any depreciation of RMB could adversely affect the value of investors' investments in the Fund. Payment of redemptions and/or dividend in RMB may be delayed due to exchange controls and restrictions.
- Payment of dividends out of capital and/or effectively out of capital amounts to a return or withdrawal of part of an investor's original investment or from any capital gains attributable to those original investments. Any such distributions may result in an immediate reduction of the NAV per Share of the Fund.

## Investment Objective

The investment objective of the Fund is to provide Unitholders with long term capital growth primarily through investing in investment grade fixed income and debt instruments in markets worldwide.

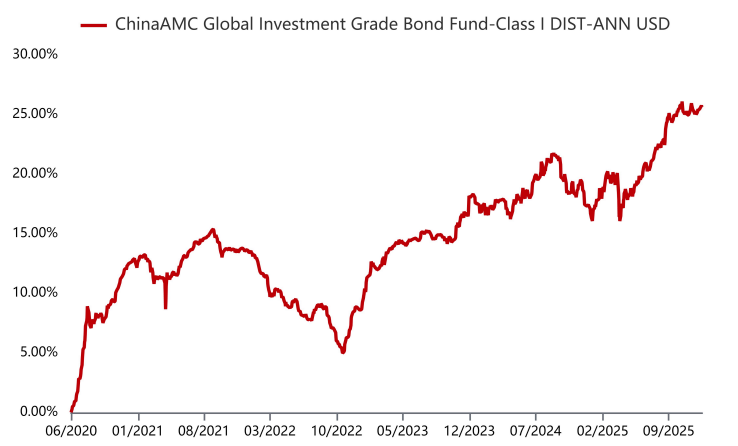
## Fund Information<sup>1</sup>

Legal Structure	Hong Kong domiciled umbrella structure unit trust
Investment Manager	China Asset Management (Hong Kong) Limited
Trustee	Cititrust Limited
Custodian	Citibank, N.A. (Hong Kong branch)
Base Currency	USD
Fund Size	USD 112.44 million
Non-Base Currency Share Classes	HKD,RMB
Dealing Frequency	Daily

## Portfolio Characteristics

Weighted Average Duration	6.24 Years
Weighted Average Credit Ratings <sup>4</sup>	A-
Weighted Average Yield to Worst <sup>5</sup>	4.88%

## Fund Performance<sup>2</sup>



## Cumulative Performance (%)<sup>2</sup>

	1 Month	3 Month	6 Month	1 Year	Since Inception <sup>3</sup>	Annualized Since Inception <sup>3</sup>
Class I DIST-ANN USD	-0.13	0.82	3.96	6.97	25.63	4.20
Class A DIST-MTH HKD Hedged	-0.17	0.76	2.84	6.79	8.58	3.05
Class A DIST-MTH USD	-0.16	0.72	3.75	6.55	9.49	3.36
Class I DIST-ANN RMB Hedged	-0.35	1.36	3.78	4.56	4.33	2.03
Class A ACC USD	-0.17	0.71	3.74	6.54	6.02	3.73

## Yearly Performance (%)<sup>2</sup>

	2020	2021	2022	2023	2024	2025 YTD
Class I DIST-ANN USD	12.78 <sup>3</sup>	0.77	-4.50	8.99	-0.73	6.97
Class A DIST-MTH HKD Hedged	-	-	-	3.38 <sup>3</sup>	-1.64	6.79
Class A DIST-MTH USD	-	-	-	3.93 <sup>3</sup>	-1.13	6.55
Class I DIST-ANN RMB Hedged	-	-	-	0.99 <sup>3</sup>	-1.20	4.56
Class A ACC USD	-	-	-	-	-0.49 <sup>3</sup>	6.54

1 Please refer to the Fund's prospectus for further details (including fees).

2 Past performance information is not indicative of future performance. Investors may not get back the full amount invested. The computation basis of the performance is calculated on NAV-to-NAV, with dividend reinvested. The performance of the Fund prior to 8 April 2024 was achieved under circumstances that no longer apply as a result of a change in investment strategy of the Fund. Investors should exercise caution when considering the past performance of the Fund prior to 8 April 2024. Prior to 8 April 2024, the Manager did not anticipate that the Fund would invest more than 30% of its NAV in any single country other than the PRC.

3 Calculated since the inception date of each respective share class.

4 Credit rating is calculated using the "Best Rating Approach", by referencing to the credit ratings of three credit rating agencies: Moody's, Fitch and S&P and using the highest rating among the three ratings.

5 Calculated with the weighted average of median yield to worst of each holding. Yield to Worst is the lowest potential yield on a bond assuming no default by the issuer. It is calculated by evaluating the least favourable outcome for each bond issue. It is not indicative of the fund's actual performance, or the interest investors may ultimately receive.

Source: China Asset Management (Hong Kong) Limited and Bloomberg unless specified otherwise.

# ChinaAMC Global Investment Grade Bond Fund

Fund Factsheet | As of 31 Dec 2025

New Capital Investment Entrant Scheme (New CIES) Eligible fund



## ▲ Manager's Comment

Global investment-grade credit posted positive returns in December but continued to face duration drag from rising long-end yields. While the rate cut supported risk sentiment, 10-year and 30-year U.S. Treasury yields climbed to 4.17% (+15 bps) and 4.84% (+18 bps), respectively, putting pressure on valuations in the long-duration segment. Index performance relied more on carry than on capital gains, with the Bloomberg Global Investment Grade Credit Index returning +0.29% for the month.

We expect global IG to remain in a tug-of-war between a credit environment supported by rate cuts and duration performance constrained by long-end volatility. The portfolio will continue to prioritize interest rate risk management, avoiding excessive duration exposure during periods of heightened long-end volatility. At the same time, we will dynamically compare relative value among high-rated issuers across the U.S., Europe, and Asia, maintaining overall credit quality and liquidity to navigate valuation swings driven by macro data fluctuations or risk sentiment pullbacks.

## ▲ Available Share Classes

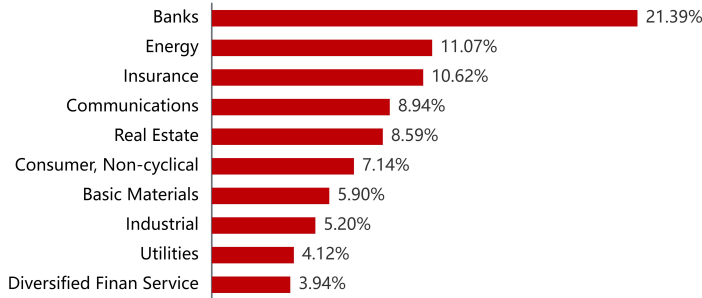
Share Class	Launch Date	NAV per share	Bloomberg Code	ISIN Code
Class I DIST-ANN USD	2020-06-15	USD 12.563	CHGBIDU HK	HK0000616265
Class A DIST-MTH HKD Hedged	2023-04-06	HKD 10.858	CHBADHH HK	HK0000616315
Class A DIST-MTH USD	2023-04-06	USD 10.949	CHGBADU HK	HK0000616299
Class I DIST-ANN RMB Hedged	2023-11-22	RMB 10.433	CHBIDRH HK	HK0000616273
Class A ACC USD	2024-05-28	USD 10.602	CHGIAUA HK	HK0001006342

Source: Data as of 31 Dec 2025, Bloomberg, unless specified otherwise.

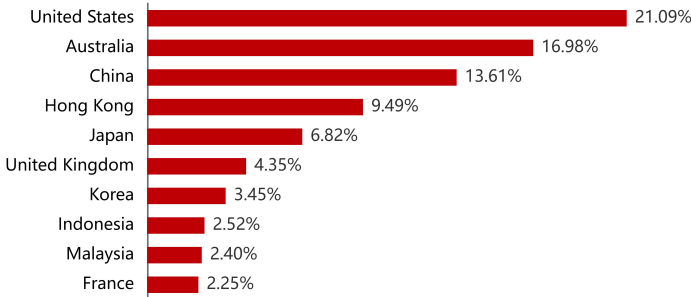
Share Class	Subscription Fee	Investment Management Fee	Min Initial Subscription	Distribution Policy
Class I DIST-ANN USD	Up to 5%	0.40% p.a.	USD 1,000,000	Annually
Class A DIST-MTH HKD Hedged	Up to 5%	0.80% p.a.	HKD 10,000	Monthly
Class A DIST-MTH USD	Up to 5%	0.80% p.a.	USD 2,000	Monthly
Class I DIST-ANN RMB Hedged	Up to 5%	0.40% p.a.	RMB 5,000,000	Annually
Class A ACC USD	Up to 5%	0.80% p.a.	USD 2,000	Nil

## ▲ Portfolio Allocation

### Top 10 Sector Exposure (%)



### Top 10 Geographical Exposure (%)



Source: China Asset Management (Hong Kong) Limited and Bloomberg unless specified otherwise. Data As of 31 Dec 2025.

Customer Hotline: (852) 3406 8686

Website: [www.chinaamc.com.hk](http://www.chinaamc.com.hk)

Email: [hkfund\\_services@chinaamc.com](mailto:hkfund_services@chinaamc.com)

### Important Note

Investment involves risks. The value of the Fund's shares may go up as well as down. Past performance is not indicative of future performance, future return is not guaranteed and a loss of your original capital may occur. This material does not constitute an offer or solicitation of any transaction in any securities or collective investment schemes, nor does it constitute any investment advice. This document is provided for information purposes only and shall not be relied upon for making any investment decision. Certain information or data in this document has been obtained from unaffiliated third parties; we have reasonable belief that such information or data is accurate, complete and up to the date as indicated; China Asset Management (Hong Kong) Limited accepts responsibility for accurately reproducing such data and information but makes no warranty or representation as to the completeness and accuracy of data and information sourced from such unaffiliated third parties. You should not base on this material alone to make investment decision and should read the Fund's offering documents for further details, including risk factors. If necessary, you should seek independent professional advice. This material has been prepared and issued by China Asset Management (Hong Kong) Limited. This material has not been reviewed by the Securities and Futures Commission.