

# ChinaAMC Asia ESG Bond Fund

## Fund Factsheet



As of 31 Oct 2023

37/F, Bank of China Tower, 1 Garden Road, Hong Kong

Investment involves risks, including the loss of principal. The price of units or shares of the Funds may go up as well as down. Past performance is not indicative of future results. The value of the Funds can be extremely volatile and could go down substantially within a short period of time. You should read the Fund's Placing Memorandum or Explanatory Memorandum and Product Key Facts Statement for details, including risk factors. Investors should not base investment decisions on this marketing material alone. Please note:

- The Fund aims to maximise income with investment consistent with the principles of ESG and a focus in the Asia region.
- The Fund is subject to general fixed income instruments risk, interest rate risk, credit risk, volatility and liquidity risk, credit rating risk and downgrade risk, credit rating agency risk, valuation risk, and sovereign debt risk. Below investment grade or unrated fixed income instruments are subject to higher credit risk, lower liquidity, higher volatility and greater risk of loss.
- The Fund is subject to ESG investment risks, such as the use of ESG criteria may affect the Fund's performance, concentration in companies with greater ESG focus will cause the Fund be more volatile than a more diversified portfolio, securities held by the Fund may no longer meet the ESG criteria after investments, ESG criteria may be wrongly applied, incomplete, inaccurate or unavailable of ESG data and lack of standardised ESG investment taxonomy may affect the Fund's ability to invest.
- The Fund may be concentrated in the Asian / Emerging / Mainland China markets, which involves concentration risk, greater liquidity, currency, political, regulatory risks.
- The Fund may invest in derivatives for hedging purposes and may lead to a high risk of significant loss.
- The Fund is subject to currency exchange risk. RMB is not freely convertible and is subject to exchange controls and restrictions. Any depreciation of RMB could adversely affect the value of the Fund.
- The Fund may invest in fixed income instruments with loss-absorption features. Investments in such instruments are subject to higher liquidity, valuation and sector concentration risk.
- The Fund may invest in other funds and be subject to the risks associated with the underlying funds.
- Payment of dividends out of capital and/or effectively out of capital amounts to a return or withdrawal of part of an investor's original investment or from any capital gains attributable to those original investments. Any such distributions may result in an immediate reduction of the NAV per Share of the Fund.

### ▲ Investment Objective

The Fund aims to maximise income with investment consistent with the principles of environmental, social and governance ("ESG") and a focus in the Asia region.

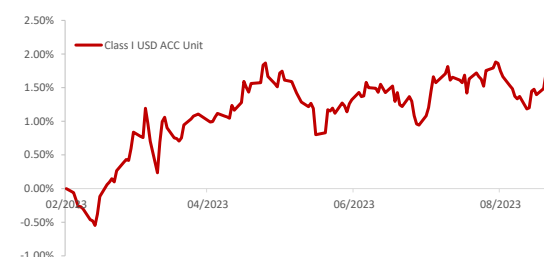
### ▲ Fund Information<sup>2</sup>

Legal Structure	Hong Kong Public Open-ended Fund Company
Investment Manager	China Asset Management (Hong Kong) Limited
Fund Size	USD 6.05 million
Base Currency	USD
Non-Base Currency Share Classes	HKD, RMB
Dealing Frequency	Daily
Custodian	HSBC Institutional Trust Services (Asia) Limited

#### Class I USD ACC Unit

Launch Date	9-Feb-23
NAV per share	USD 10.1121
Bloomberg Code	CHASESI HK
ISIN Code	HK0000900362
Subscription Fee	Up to 5%
Investment Management Fee	0.60% p.a.
Minimum Initial Subscription	USD 1,000,000

### ▲ Fund Performance<sup>1</sup>



### ▲ Portfolio Characteristics

Weighted Avg Duration	2.11 Years
Weighted Avg Credit Ratings	BBB+
Weighted Avg Yield to Maturity <sup>4</sup>	5.75 %

Data Source: FactSet.As of 31 Oct 2023.

### ▲ Cumulative Return<sup>1</sup>

	1 Month	3 Month	6 Month	1 Year	Since Inception <sup>3</sup>	Annualized-Since Inception <sup>3</sup>
Class I USD ACC Unit	-0.23%	-0.59%	-0.43%	-	+1.12%	-

### ▲ Yearly Return<sup>1</sup>

	2023YTD <sup>3</sup>
Class I USD ACC Unit	+1.12%

<sup>1</sup> Past performance information is not indicative of future performance. Investors may not get back the full amount invested. The computation basis of the performance is calculated on NAV-to-NAV, with dividend reinvested.

<sup>2</sup> Please refer to the Fund's prospectus for further details (including fees).

<sup>3</sup> Calculated since the inception date of each respective share class.

<sup>4</sup> Calculated with the weighted average of median yield to maturity of each holding.

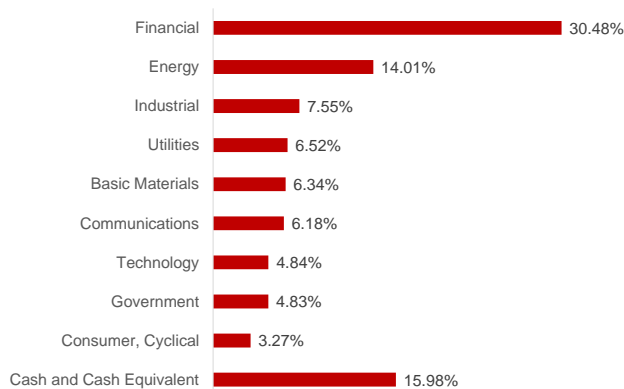
# ChinaAMC Asia ESG Bond Fund

## Fund Factsheet

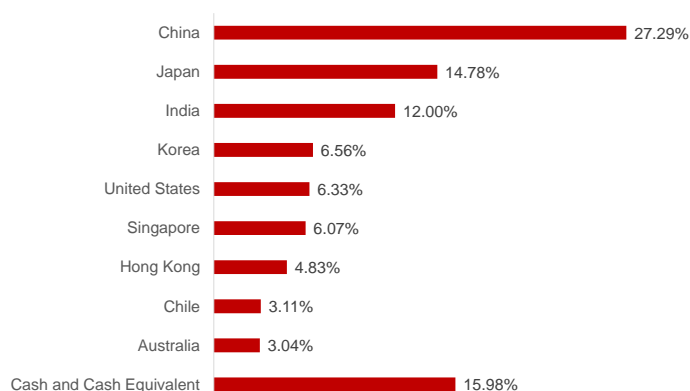


### ▲ Portfolio Allocation


#### Sector Exposure (%)



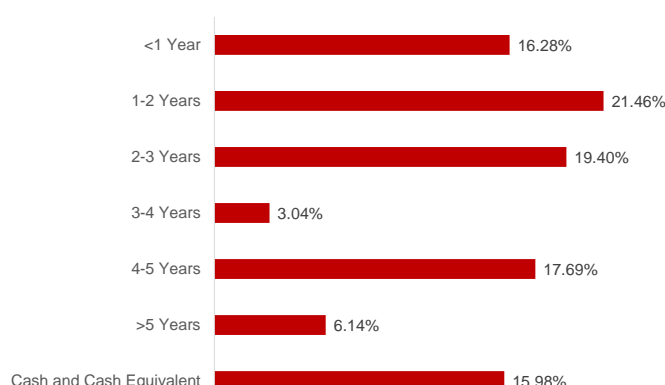
#### Geographical Exposure (%)



#### Credit Rating (%)



#### Maturity (%)



### ▲ Top 5 Bond Holdings

Security Name	Industry	Weight
CONTEMPRY RUIDNG DEVELOP (REG) (REG S) 1.875% 17SEP2025	Energy	5.22%
SUMITOMO MITSUI FINL GRP (REG) FRN 13JUL2026	Financial	5.00%
AOZORA BANK (REG S) 5.9% 08SEP2026	Financial	4.92%
SUMITOMO MITSUI TR BK LT SER REGS (REG S) 5.5% 09MAR2028	Financial	4.87%
LENOVO GROUP LTD SER REGS (REG S) 5.831% 27JAN2028	Technology	4.84%

Source: China Asset Management (Hong Kong) Limited and Bloomberg unless specified otherwise. As of 31 Oct 2023.

Customer Hotline: (852) 3406 8686

Website: [www.chinaamc.com.hk](http://www.chinaamc.com.hk)

Email: [hkfund\\_services@chinaamc.com](mailto:hkfund_services@chinaamc.com)

#### Important Note

Investment involves risks. The value of the Fund's shares may go up as well as down. Past performance is not indicative of future performance, future return is not guaranteed and a loss of your original capital may occur. This material does not constitute an offer or solicitation of any transaction in any securities or collective investment schemes, nor does it constitute any investment advice. This document is provided for information purposes only and shall not be relied upon for making any investment decision. Certain information or data in this document has been obtained from unaffiliated third parties; we have reasonable belief that such information or data is accurate, complete and up to the date as indicated; China Asset Management (Hong Kong) Limited accepts responsibility for accurately reproducing such data and information but makes no warranty or representation as to the completeness and accuracy of data and information sourced from such unaffiliated third parties. You should not base on this material alone to make investment decision and should read the Fund's offering documents for further details, including risk factors. If necessary, you should seek independent professional advice. This material has been prepared and issued by China Asset Management (Hong Kong) Limited. This material has not been reviewed by the Securities and Futures Commission.