

# ChinaAMC Select Fixed Income Allocation Fund

Fund Factsheet | As of 31 Mar 2026

New Capital Investment Entrant Scheme (New CIES) Eligible fund



Investment involves risks, including the loss of principal. The price of units or shares of the Funds may go up as well as down. Past performance is not indicative of future results. The value of the Funds can be extremely volatile and could go down substantially within a short period of time. You should read the Fund's Placing Memorandum or Explanatory Memorandum and Product Key Facts Statement for details, including risk factors. Investors should not base investment decisions on this marketing material alone. Please note:

- ChinaAMC Select Fixed Income Allocation Fund (the "Fund") seeks to achieve capital appreciation by investing not less than 70% of the NAV in fixed income and debt instruments in markets worldwide.
- Investment in debt instruments involves volatility and liquidity risk, credit risk, interest rate risk, credit rating risk, valuation risk, downgrade risk and sovereign debt risk. Fixed income and debt instruments which are below investment grade or unrated are subject to lower liquidity, higher volatility, higher credit risk and greater risk of loss.
- Investment in short-term debt instruments are not risk-free. The turnover rates of the Fund's investments may be relatively high, as such the transaction costs incurred by the Fund will increase.
- RMB is not freely convertible and is subject to exchange controls and restrictions. There is no guarantee that the value of RMB against the investor's base currencies will not depreciate. Any depreciation of RMB could adversely affect the value of investors' investments in the Fund. Payment of redemptions and/or dividend in RMB may be delayed due to exchange controls and restrictions.
- Certain investments acquired by the Fund are denominated in currencies different from the Base Currency. The NAV of the Fund may be affected by exchange rates and by changes in exchange rate control.
- The Fund may acquire FDIs and may invest in structured notes for hedging purpose. The price of a derivative instrument can be very volatile and involves counterparty risk. Structured notes are complex, illiquid and there are risks of mispricing or improper valuation. They may not always perfectly track the value of the securities, rates or indices they are designed to track. Besides, structured notes are subject to insolvency or default risk of the issuers and usually involve an embedded leverage, so a relatively small adverse market movement could expose the Fund to an exceeded loss. In adverse situations, such hedging may become ineffective.
- The Fund may invest in other funds and additional fees may involve. There can be no assurance that 1) the liquidity of the underlying funds will always be sufficient to meet redemption requests; and 2) investment objective and strategy of the underlying funds will be successfully achieved.

## ▲ Investment Objective

The Fund seeks to achieve capital appreciation by directly or indirectly investing not less than 70% of the Net Asset Value of the Fund in fixed income and debt instruments in markets worldwide.

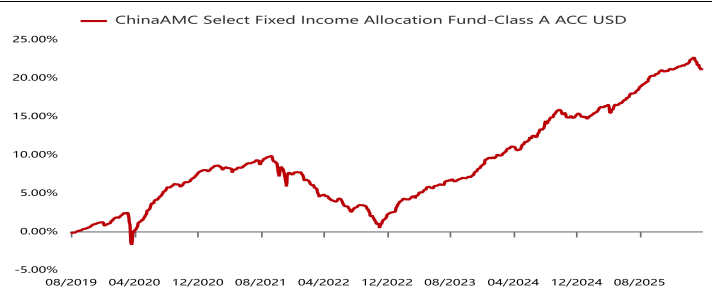
## ▲ Fund Information<sup>1</sup>

Legal Structure	Hong Kong domiciled umbrella structure unit trust
Investment Manager	China Asset Management (Hong Kong) Limited
Trustee	BOCI-Prudential Trustee Limited
Custodian	Bank of China (Hong Kong) Limited
Base Currency	USD
Fund Size	USD 1,866.99 million
Non-Base Currency Share Classes	HKD,RMB
Dealing Frequency	Daily

## ▲ Portfolio Characteristics

Weighted Average Duration	3.39 Years
Weighted Average Credit Ratings <sup>5</sup>	A-
Weighted Average Yield to Worst <sup>6</sup>	4.94%

## ▲ Fund Performance<sup>2</sup>



## ▲ Cumulative Performance (%)<sup>2</sup>

	1 Month	3 Month	6 Month	1 Year	Since Inception <sup>3</sup>	Annualized Since Inception <sup>3</sup>
Class I ACC HKD	-0.92	0.65	1.77	5.41	21.92	2.64
Class I ACC USD	-1.10	-0.06	1.00	4.63	30.08	3.52
Class A ACC HKD	-0.95	0.56	1.56	4.99	21.60	2.98
Class A ACC USD	-1.14	-0.17	0.78	4.17	21.34	2.94
Class I DIST USD	-1.10	-0.07	0.99	4.60	23.59	3.31
Class A ACC RMB	-0.30	-1.13	-2.22	-0.80	20.74	3.94
Class C ACC USD	-1.08	-0.01	1.09	4.82	6.38	4.96
Class A DIST HKD	-0.95	0.56	1.56	4.97	5.72	5.02
Class A DIST RMB	-0.30	-1.12	-2.21	-0.78	-0.61	-0.54
Class A DIST RMB Hedged	-0.30	-1.12	-2.21	-0.78	-0.62	-0.54
Class A DIST USD	-1.14	-0.16	0.79	4.17	5.05	4.44

## ▲ Yearly Performance (%)<sup>2</sup>

	2021	2022	2023	2024	2025	2026 YTD
Class I ACC HKD	0.41 <sup>4</sup>	-4.73 <sup>4</sup>	7.28	4.61	6.29	0.65
Class I ACC USD	0.14	-4.72	7.09	5.21	6.10	-0.06
Class A ACC HKD	0.30	-4.88	7.11	4.29	5.87	0.56
Class A ACC USD	-0.27	-4.84	6.90	4.88	5.64	-0.17
Class I DIST USD	-	- <sup>4</sup>	- <sup>4</sup>	5.21 <sup>4</sup>	6.07	-0.07
Class A ACC RMB	-1.35 <sup>3</sup>	3.60	9.96	8.09	0.53	-1.13
Class C ACC USD	-	-	-	0.08 <sup>3</sup>	6.30	-0.01
Class A DIST HKD	-	-	-	-	5.13	0.56
Class A DIST RMB	-	-	-	-	0.51	-1.12
Class A DIST RMB Hedged	-	-	-	-	0.51	-1.12
Class A DIST USD	-	-	-	-	5.22	-0.16

<sup>1</sup> Please refer to the Fund's prospectus for further details (including fees).

<sup>2</sup> Past performance information is not indicative of future performance. Investors may not get back the full amount invested. The computation basis of the performance is calculated on a daily NAV-to-NAV basis, with dividend reinvested (in case of distributing/distribution unit/share class, without dividend reinvested), daily NAV is zero if units or shares of a fund, sub-fund or share class are fully redeemed. Where no past performance is shown, meaning there was insufficient data available in that period to calculate and provide fair performance. With effect from 15 May 2020, the investment objective and strategy of the Fund was changed. The performance of the Fund prior to 15 May 2020 was achieved under circumstances that no longer apply. The investment objective and strategy of the Fund was also changed on 6 December 2019.

<sup>3</sup> Calculated since the inception date of each respective share class. For the inception date, please refer to "Available Share Classes" section.

<sup>4</sup> The NAV calculation of Class I Acc HKD was terminated on 22 Jan 2020 due to full redemption of share class and it was re-activated on 26 Jan 2021; the NAV calculation of Class I Dist USD was terminated on 8 Jan 2021 due to full redemption of share class and it was re-activated on 22 Aug. 2023.

<sup>5</sup> Credit rating is calculated using the "Best Rating Approach", by referencing to the credit ratings of three credit rating agencies: Moody's, Fitch and S&P and using the highest rating among the three ratings.

<sup>6</sup> Calculated with the weighted average of median yield to worst of each holding. Yield to Worst is the lowest potential yield on a bond assuming no default by the issuer. It is calculated by evaluating the least favourable outcome for each bond issue. It is not indicative of the fund's actual performance, or the interest investors may ultimately receive.

Source: China Asset Management (Hong Kong) Limited and Bloomberg unless specified otherwise.

# ChinaAMC Select Fixed Income Allocation Fund

Fund Factsheet | As of 31 Mar 2026

New Capital Investment Entrant Scheme (New CIES) Eligible fund



## ▲ Manager's Comment

U.S. Treasury yields declined markedly in February, with yields across the front to intermediate segments moving lower. The 2-year and 5-year U.S. Treasury yields fell by 15bp and 29bp, respectively. During the month, U.S. inflation and employment data softened at the margin, leading the market to reassess expectations for a more accommodative policy path, which provided valuation support to short- to mid-duration assets in addition to coupon carry. Toward month-end, amid heightened volatility in AI-related valuations and broader risk assets, increased safe-haven demand also provided supplementary support to bond performance. Overall, short- to mid-duration assets demonstrated relatively strong return efficiency while maintaining controlled volatility. The Bloomberg 1-3 Year Bond Index recorded a total return of +0.52% in February.

Looking ahead, the portfolio will continue to adhere to a short- to mid-duration positioning, balancing income generation with NAV stability. Following the recent decline in interest rates, we believe front-end assets continue to offer defensive characteristics and attractive carry, helping to mitigate the transmission of long-end rate volatility to the portfolio. On the credit side, the portfolio will maintain a preference for high credit quality and liquidity. Through selective exposure to high-quality credit assets with solid fundamentals and reasonable spread compensation, the strategy aims to improve the risk-return profile without materially increasing portfolio volatility, while preserving flexibility for future re-allocation amid potential market fluctuations.

## ▲ Available Share Classes

Share Class	Launch Date	NAV per share	Bloomberg Code	ISIN Code
Class I ACC HKD	2018-08-27	HKD 12.1924	CHSFIIH HK	HK0000439650
Class I ACC USD	2018-08-27	USD 13.0079	CHSFIIU HK	HK0000439635
Class A ACC HKD	2019-08-02	HKD 12.1600	CHSFIAH HK	HK0000439627
Class A ACC USD	2019-08-02	USD 12.1343	CHSFIAU HK	HK0000439601
Class I DIST USD	2019-09-27	USD 12.0529	CHFIAIU HK	HK0000539491
Class A ACC RMB	2021-05-17	RMB 12.0737	CHSFIAR HK	HK0000439619
Class C ACC USD	2024-12-20	USD 10.6376	CHASIAC HK	HK0001081451
Class A DIST HKD	2025-02-10	HKD 10.3102	CSFIAAH HK	HK0001109476
Class A DIST RMB	2025-02-10	RMB 9.7906	CSFIAAR HK	HK0001109450
Class A DIST RMB Hedged	2025-02-10	RMB 9.7905	CSFIARH HK	HK0001109468
Class A DIST USD	2025-02-10	USD 10.2451	CSFIAAU HK	HK0001109443

Source: Data as of 31 Mar 2026, Bloomberg, unless specified otherwise.

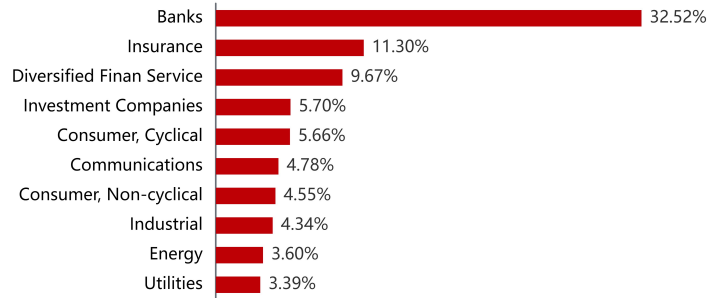
Share Class	Subscription Fee	Investment Management Fee	Min Initial Subscription	Distribution Policy
Class I ACC HKD	Nil	0.4% p.a.	HKD 5,000,000	Nil
Class I ACC USD	Nil	0.4% p.a.	USD 1,000,000	Nil
Class A ACC HKD	Up to 5%	0.8% p.a.	HKD 10,000	Nil
Class A ACC USD	Up to 5%	0.8% p.a.	USD 2,000	Nil
Class I DIST USD	Nil	0.4% p.a.	USD 1,000,000	Monthly
Class A ACC RMB	Up to 5%	0.8% p.a.	RMB 10,000	Nil
Class C ACC USD	Up to 5%	0.2% p.a.	USD 3,000,000	Nil
Class A DIST HKD	Up to 5%	0.8% p.a.	HKD 10,000	Monthly
Class A DIST RMB	Up to 5%	0.8% p.a.	RMB 10,000	Monthly
Class A DIST RMB Hedged	Up to 5%	0.8% p.a.	RMB 10,000	Monthly
Class A DIST USD	Up to 5%	0.8% p.a.	USD 2,000	Monthly

## ▲ Latest Fund Distribution

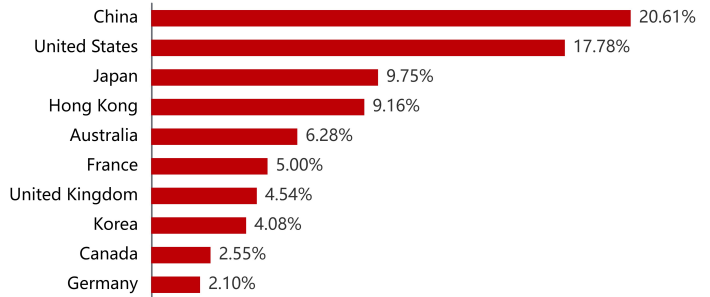
Class	Ex-dividend Date	Distribution
Class A DIST HKD	2026-03-19	HKD 0.0433
Class A DIST RMB	2026-03-19	RMB 0.0245
Class A DIST RMB Hedged	2026-03-19	RMB 0.0245
Class A DIST USD	2026-03-19	USD 0.0430
Class I DIST USD	2026-03-19	USD 0.0506

## ▲ Portfolio Allocation

### Top 10 Sector Exposure (%)



### Top 10 Geographical Exposure (%)



Source: China Asset Management (Hong Kong) Limited and Bloomberg unless specified otherwise. Data As of 31 Mar 2026.

Customer Hotline: (852) 3406 8686

Website: [www.chinaamc.com.hk](http://www.chinaamc.com.hk)

Email: [hkfund\\_services@chinaamc.com](mailto:hkfund_services@chinaamc.com)

### Important Note

Investment involves risks. The value of the Fund's shares may go up as well as down. Past performance is not indicative of future performance, future return is not guaranteed and a loss of your original capital may occur. This material does not constitute an offer or solicitation of any transaction in any securities or collective investment schemes, nor does it constitute any investment advice. This document is provided for information purposes only and shall not be relied upon for making any investment decision. Certain information or data in this document has been obtained from unaffiliated third parties; we have reasonable belief that such information or data is accurate, complete and up to the date as indicated; China Asset Management (Hong Kong) Limited accepts responsibility for accurately reproducing such data and information but makes no warranty or representation as to the completeness and accuracy of data and information sourced from such unaffiliated third parties. You should not base on this material alone to make investment decision and should read the Fund's offering documents for further details, including risk factors. If necessary, you should seek independent professional advice. This material has been prepared and issued by China Asset Management (Hong Kong) Limited. This material has not been reviewed by the Securities and Futures Commission.