

# ChinaAMC Select Fixed Income Allocation Fund

Fund Factsheet

As of 30 Sep 2025

New Capital Investment Entrant Scheme (New CIES) Eligible fund



Investment involves risks, including the loss of principal. The price of units or shares of the Funds may go up as well as down. Past performance is not indicative of future results. The value of the Funds can be extremely volatile and could go down substantially within a short period of time. You should read the Fund's Placing Memorandum or Explanatory Memorandum and Product Key Facts Statement for details, including risk factors. Investors should not base investment decisions on this marketing material alone. Please note:

- ChinaAMC Select Fixed Income Allocation Fund (the "Fund") seeks to achieve capital appreciation by investing not less than 70% of the NAV in fixed income and debt instruments in markets worldwide.
- Investment in debt instruments involves volatility and liquidity risk, credit risk, interest rate risk, credit rating risk, valuation risk, downgrade risk and sovereign debt risk. Fixed income and debt instruments which are below investment grade or unrated are subject to lower liquidity, higher volatility, higher credit risk and greater risk of loss.
- Investment in short-term debt instruments are not risk-free. The turnover rates of the Fund's investments may be relatively high, as such the transaction costs incurred by the Fund will increase.
- RMB is not freely convertible and is subject to exchange controls and restrictions. There is no guarantee that the value of RMB against the investor's base currencies will not depreciate. Any depreciation of RMB could adversely affect the value of investors' investments in the Fund. Payment of redemptions and/or dividend in RMB may be delayed due to exchange controls and restrictions.
- Certain investments acquired by the Fund are denominated in currencies different from the Base Currency. The NAV of the Fund may be affected by exchange rates and by changes in exchange rate control.
- The Fund may acquire FDIs and may invest in structured notes for hedging purpose. The price of a derivative instrument can be very volatile and involves counterparty risk. Structured notes are complex, illiquid and there are risks of mispricing or improper valuation. They may not always perfectly track the value of the securities, rates or indices they are designed to track. Besides, structured notes are subject to insolvency or default risk of the issuers and usually involve an embedded leverage, so a relatively small adverse market movement could expose the Fund to an exceeded loss. In adverse situations, such hedging may become ineffective.
- The Fund may invest in other funds and additional fees may involve. There can be no assurance that 1) the liquidity of the underlying funds will always be sufficient to meet redemption requests; and 2) investment objective and strategy of the underlying funds will be successfully achieved.

## Investment Objective

The Fund seeks to achieve capital appreciation by directly or indirectly investing not less than 70% of the Net Asset Value of the Fund in fixed income and debt instruments in markets worldwide.

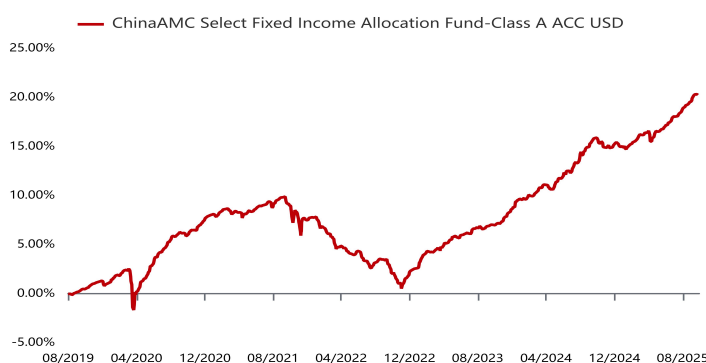
## Fund Information<sup>1</sup>

Legal Structure	Hong Kong domiciled umbrella structure unit trust
Investment Manager	China Asset Management (Hong Kong) Limited
Trustee	BOCI-Prudential Trustee Limited
Custodian	Bank of China (Hong Kong) Limited
Base Currency	USD
Fund Size	USD 1,837.26 million
Non-Base Currency Share Classes	HKD,RMB
Dealing Frequency	Daily

## Portfolio Characteristics

Weighted Average Duration	3.32 Years
Weighted Average Credit Ratings <sup>5</sup>	A-
Weighted Average Yield to Worst <sup>6</sup>	4.75%

## Fund Performance<sup>2</sup>



## Cumulative Performance (%)<sup>2</sup>

	1 Month	3 Month	6 Month	1 Year	Since Inception <sup>3</sup>	Annualized Since Inception <sup>3</sup>
Class I ACC HKD	0.51	1.17	3.58	4.43	19.81	2.58
Class I ACC USD	0.72	2.10	3.59	4.30	28.79	3.63
Class A ACC HKD	0.47	1.07	3.37	4.04	19.73	2.96
Class A ACC USD	0.68	1.99	3.36	3.86	20.40	3.06
Class I DIST USD	0.72	2.09	3.57	4.27	22.38	3.41
Class A ACC RMB	0.63	1.49	1.45	5.87	23.47	4.94
Class C ACC USD	0.73	2.15	3.68	-	5.22	-
Class A DIST HKD	0.47	1.07	3.36	-	4.09	-
Class A DIST RMB	0.63	1.50	1.45	-	1.63	-
Class A DIST RMB Hedged	0.63	1.50	1.45	-	1.63	-
Class A DIST USD	0.68	1.99	3.36	-	4.23	-

## Yearly Performance (%)<sup>2</sup>

	2020	2021	2022	2023	2024	2025 YTD
Class I ACC HKD	- <sup>4</sup>	0.41 <sup>4</sup>	-4.73	7.28	4.61	5.13
Class I ACC USD	7.28	0.14	-4.72	7.09	5.21	4.99
Class A ACC HKD	6.38	0.30	-4.88	7.11	4.29	4.82
Class A ACC USD	6.85	-0.27	-4.84	6.90	4.88	4.64
Class I DIST USD	7.28	- <sup>4</sup>	- <sup>4</sup>	- <sup>4</sup>	5.21	4.96
Class A ACC RMB	-	-1.35 <sup>3</sup>	3.60	9.96	8.09	1.64
Class C ACC USD	-	-	-	-	0.08 <sup>3</sup>	5.14
Class A DIST HKD	-	-	-	-	-	4.09 <sup>3</sup>
Class A DIST RMB	-	-	-	-	-	1.63 <sup>3</sup>
Class A DIST RMB Hedged	-	-	-	-	-	1.63 <sup>3</sup>
Class A DIST USD	-	-	-	-	-	4.23 <sup>3</sup>

1 Please refer to the Fund's prospectus for further details (including fees).

2 Past performance information is not indicative of future performance. Investors may not get back the full amount invested. The computation basis of the performance is calculated on NAV-to-NAV, with dividend reinvested. With effect from 15 May 2020, the investment objective and strategy of the Fund was changed. The performance of the Fund prior to 15 May 2020 was achieved under circumstances that no longer apply. The investment objective and strategy of the Fund was also changed on 6 December 2019.

3 Calculated since the inception date of each respective share class. For the inception date, please refer to "Available Share Classes" section.

4 The NAV calculation of Class I Acc HKD was terminated on 22 Jan 2020 due to full redemption of share class and it was re-activated on 26 Jan 2021; the NAV calculation of Class I Dist USD was terminated on 8 Jan 2021 due to full redemption of share class and it was re-activated on 22 Aug. 2023.

5 Credit rating is calculated using the "Best Rating Approach", by referencing to the credit ratings of three credit rating agencies: Moody's, Fitch and S&P and using the highest rating among the three ratings.

6 Calculated with the weighted average of median yield to worst of each holding. Yield to Worst is the lowest potential yield on a bond assuming no default by the issuer. It is calculated by evaluating the least favourable outcome for each bond issue. It is not indicative of the fund's actual performance, or the interest investors may ultimately receive.

Source: China Asset Management (Hong Kong) Limited and Bloomberg unless specified otherwise.

# ChinaAMC Select Fixed Income Allocation Fund

Fund Factsheet | As of 30 Sep 2025

New Capital Investment Entrant Scheme (New CIES) Eligible fund



## ▲ Manager's Comment

The main theme of the September market began with weak U.S. non-farm payroll data at the start of the month, which reinforced market expectations that the Federal Reserve would begin cutting interest rates. In mid-September, the Fed officially announced a 25 basis point rate cut and hinted that labor market weakness could prompt further action. This move anchored expectations for short-term interest rate declines, with the yield on 2-year U.S. Treasury bonds slightly retreating during the month. Although long-term rates experienced increased volatility, the overall environment remained stable for the short-term bond market, which is less sensitive to duration. Under this interest rate environment, short- to medium-duration bonds performed steadily, with the Bloomberg 1–3 Year Bond Index recording a total return of 0.33% in September.

The market has now fully priced in the path of future rate cuts, and further easing may depend on whether economic data deteriorates beyond expectations. Against the backdrop of generally tight credit spreads, the defensive characteristics and certainty of coupon income from short- to medium-duration investment-grade bonds have become increasingly prominent. The portfolio will continue to adhere to its core strategy of short- to medium-duration positioning, using high-quality investment-grade credit bonds as its allocation cornerstone, strictly controlling credit risk, and aiming to provide investors with a “safe haven” for stable value growth in an uncertain market.

## ▲ Available Share Classes

Share Class	Launch Date	NAV per share	Bloomberg Code	ISIN Code
Class I ACC HKD	2018-08-27	HKD 11.9809	CHSFIIH HK	HK0000439650
Class I ACC USD	2018-08-27	USD 12.8788	CHSFIIU HK	HK0000439635
Class A ACC HKD	2019-08-02	HKD 11.9727	CHSFIAH HK	HK0000439627
Class A ACC USD	2019-08-02	USD 12.0398	CHSFIAU HK	HK0000439601
Class I DIST USD	2019-09-27	USD 12.2375	CHFIAIU HK	HK0000539491
Class A ACC RMB	2021-05-17	RMB 12.3472	CHSFIAH HK	HK0000439619
Class C ACC USD	2024-12-20	USD 10.5224	CHASIAC HK	HK0001081451
Class A DIST HKD	2025-02-10	HKD 10.4094	CSFIAAH HK	HK0001109476
Class A DIST RMB	2025-02-10	RMB 10.1627	CSFIAAR HK	HK0001109450
Class A DIST RMB Hedged	2025-02-10	RMB 10.1627	CSFIARH HK	HK0001109468
Class A DIST USD	2025-02-10	USD 10.4231	CSFIAAU HK	HK0001109443
Class I ACC RMB	2025-02-17	RMB 10.3404	CHSFIR HK	HK0000439643

Source: Data as of 30 Sep 2025, Bloomberg, unless specified otherwise.

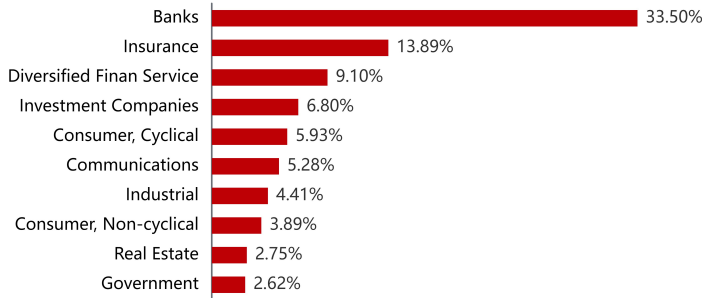
Share Class	Subscription Fee	Investment Management Fee	Min Initial Subscription	Distribution Policy
Class I ACC HKD	Nil	0.4% p.a.	HKD 5,000,000	Nil
Class I ACC USD	Nil	0.4% p.a.	USD 1,000,000	Nil
Class A ACC HKD	Up to 5%	0.8% p.a.	HKD 10,000	Nil
Class A ACC USD	Up to 5%	0.8% p.a.	USD 2,000	Nil
Class I DIST USD	Nil	0.4% p.a.	USD 1,000,000	Semi-annually
Class A ACC RMB	Up to 5%	0.8% p.a.	RMB 10,000	Nil
Class C ACC USD	Up to 5%	0.2% p.a.	USD 3,000,000	Nil
Class A DIST HKD	Up to 5%	0.8% p.a.	HKD 10,000	Semi-annually
Class A DIST RMB	Up to 5%	0.8% p.a.	RMB 10,000	Semi-annually
Class A DIST RMB Hedged	Up to 5%	0.8% p.a.	RMB 10,000	Semi-annually
Class A DIST USD	Up to 5%	0.8% p.a.	USD 2,000	Semi-annually
Class I ACC RMB	Nil	0.4% p.a.	RMB 5,000,000	Nil

## ▲ Latest Fund Distribution

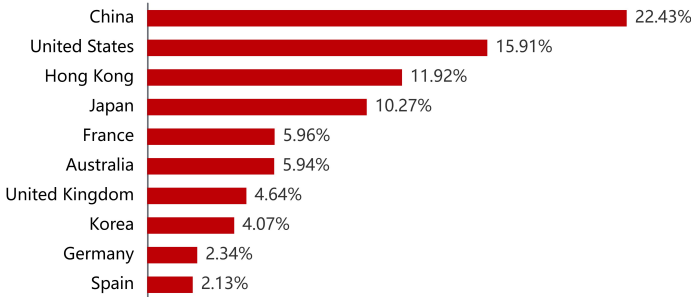
Class	Ex-dividend Date	Distribution
Class I DIST USD	2019-12-30	USD 0.0400

## ▲ Portfolio Allocation

### Top 10 Sector Exposure (%)



### Top 10 Geographical Exposure (%)



Source: China Asset Management (Hong Kong) Limited and Bloomberg unless specified otherwise. Data As of 30 Sep 2025.

Customer Hotline: (852) 3406 8686

Website: [www.chinaamc.com.hk](http://www.chinaamc.com.hk)

Email: [hkfund\\_services@chinaamc.com](mailto:hkfund_services@chinaamc.com)

### Important Note

Investment involves risks. The value of the Fund's shares may go up as well as down. Past performance is not indicative of future performance, future return is not guaranteed and a loss of your original capital may occur. This material does not constitute an offer or solicitation of any transaction in any securities or collective investment schemes, nor does it constitute any investment advice. This document is provided for information purposes only and shall not be relied upon for making any investment decision. Certain information or data in this document has been obtained from unaffiliated third parties; we have reasonable belief that such information or data is accurate, complete and up to the date as indicated; China Asset Management (Hong Kong) Limited accepts responsibility for accurately reproducing such data and information but makes no warranty or representation as to the completeness and accuracy of data and information sourced from such unaffiliated third parties. You should not base on this material alone to make investment decision and should read the Fund's offering documents for further details, including risk factors. If necessary, you should seek independent professional advice. This material has been prepared and issued by China Asset Management (Hong Kong) Limited. This material has not been reviewed by the Securities and Futures Commission.