

# ChinaAMC MSCI Europe Quality Hedged to USD ETF

(Stock Code: 3165 HK)



Fund Factsheet | As of 31 Mar 2026

New Capital Investment Entrant Scheme (New CIES) Eligible fund

Investment involves risks, including the loss of principal. Past performance is not indicative of future results. Before investing in the ChinaAMC MSCI Europe Quality Hedged to USD ETF (the "Fund"), investor should refer to the Fund's prospectus for details, including the risk factors. You should not make investment decision based on the information on this material alone. Please note:

- The fund aims to provide investment results that, before fees and expenses, closely correspond to the performance of the MSCI Europe Quality 100% Hedged to USD Index.
- The Fund concentrates its investment in European securities and is subject to concentration risk as a result of tracking the performance of a single geographical region (Europe). It is likely to be more volatile than a broad-based fund as it is more susceptible to fluctuations in value resulting from adverse conditions in Europe.
- The Fund invests in currency forward contracts for hedging purposes. While this approach is designed to minimise the impact of currency fluctuations on the Fund's returns, there are associated risks involved including costs of hedging, derivative and OTC transactions risks.
- The value of securities in the Fund's portfolio may change on days when investors will not be able to purchase or sell units of the Fund as European stock exchanges will be open when units of the Fund are not priced.
- The units of the Fund may trade at a substantial premium or discount to their NAV.
- The Fund is subject to tracking error risks due to factors such as fees and expenses, cost of hedging and the representative sampling strategy that may be adopted by the Manager.

## ▲ Investment Objective

The investment objective of the ChinaAMC MSCI Europe Quality Hedged to USD ETF is to provide investment results that, before fees and expenses, closely correspond to the performance of the MSCI Europe Quality 100% Hedged to USD Index.

## ▲ Fund Information<sup>1</sup>

|                                 |   |
|---------------------------------|---|
| Investment Manager              | China Asset Management (Hong Kong) Limited  |
| Investment Delegate             | Mackenzie Financial Corporation – Canada (external delegation)  |
| Trustee                         | State Street Trust (HK) Limited   |
| Custodian                       | State Street Bank and Trust Company   |
| Management Fee                  | 0.50% p.a.  |
| Base Currency                   | HKD   |
| Fund Size                       | HKD 109.20 million  |
| NAV per Unit <sup>3</sup>       | HKD 17.9014   |
| Dividend Frequency <sup>5</sup> | Semi-annually   |
| Index                           | MSCI Europe Quality 100% Hedged to USD Index (Net Total Return)   |
| Bloomberg Index Ticker          | M1CXBMEQ Index  |
| Exchange Listing                | The Stock Exchange of Hong Kong Limited - Main Board  |
| ETF Website                     | <a href="https://www.chinaamc.com.hk/product/chinaamc-msci-europe-quality-hedged-to-usd-etf-3165-hk/">https://www.chinaamc.com.hk/product/chinaamc-msci-europe-quality-hedged-to-usd-etf-3165-hk/</a> |

Source: Data as of 31 Mar 2026, Bloomberg, unless specified otherwise.

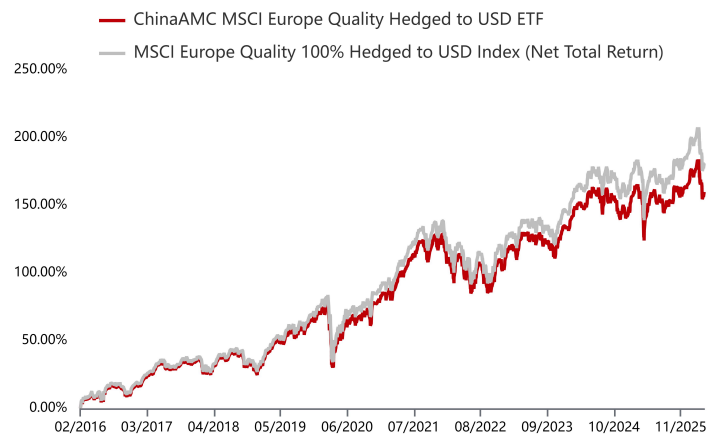
## ▲ Secondary Market Trading Information

|             | Commencement of Dealing | Trading Currency | Trading Board Lot Size | Bloomberg Fund Ticker | ISIN Code    |
|-------------|-------------------------|------------------|------------------------|-----------------------|--------------|
| HKD Counter | 2016-02-18              | HKD              | 200 Units              | 3165 HK Equity        | HK0000281003 |

## ▲ Latest Fund Distribution<sup>5</sup>

| Ex-dividend Date | Distribution |
|------------------|--------------|
| 2025-10-02       | HKD 0.2800   |
| 2025-04-01       | HKD 0.0600   |
| 2024-10-03       | HKD 0.2500   |

## ▲ Fund Performance<sup>2,4</sup>



## ▲ Cumulative Performance (%)<sup>2</sup>

|   | 1 Month | 3 Month | 6 Month | 1 Year | 3 Year | 5 Year |
|---|---------|---------|---------|--------|--------|--------|
| ChinaAMC MSCI Europe Quality Hedged to USD ETF                  | -8.49   | -2.40   | 1.96    | 3.80   | 15.35  | 36.25  |
| MSCI Europe Quality 100% Hedged to USD Index (Net Total Return) | -8.65   | -2.65   | 2.86    | 5.36   | 20.03  | 41.87  |

## ▲ Yearly Performance (%)<sup>2</sup>

|   | 2021  | 2022   | 2023  | 2024 | 2025  | 2026 YTD |
|---|-------|--------|-------|------|-------|----------|
| ChinaAMC MSCI Europe Quality Hedged to USD ETF                  | 25.31 | -11.47 | 16.22 | 3.14 | 9.86  | -2.40    |
| MSCI Europe Quality 100% Hedged to USD Index (Net Total Return) | 25.59 | -11.16 | 16.74 | 4.71 | 11.59 | -2.65    |

1 Please refer to the Fund's prospectus for further details (including fees).

2 Past performance information is not indicative of future performance. Investors may not get back the full amount invested. The computation basis of the performance is calculated on a daily NAV-to-NAV basis, with dividend reinvested (in case of distributing/distribution unit/share class, without dividend reinvested), daily NAV is zero if units or shares of a fund, sub-fund or share class are fully redeemed. Where no past performance is shown, meaning there was insufficient data available in that period to calculate and provide fair performance. With effect from 23 December 2024, the investment strategy of the Fund was changed to allow investment in FDIs for hedging or non-hedging purposes and the holdings of FDIs for non-hedging purposes will not exceed 10% of the Fund's NAV. The performance of the Fund since then has factored in the above change. Since 28 May 2021, the Manager of the Fund changed from BMO Global Asset Management (Asia) Limited to China Asset Management (Hong Kong) Limited and the investment management function of the Fund has been delegated to Mackenzie Financial Corporation. The performance of the Fund prior to 2021 was achieved under circumstances that no longer apply.

3 The latest NAV per Unit is available on the Manager's website at <https://www.chinaamc.com.hk/product/chinaamc-msci-europe-quality-hedged-to-usd-etf-3165-hk/>.

4 Calculated since February 12, 2016, the first official NAV date of the fund.

5 The Manager intends to distribute income to unitholders at least semi-annually (usually in March and September of each year). There is no guarantee of regular distribution payments, or the amount being distributed. There is no current intention to make distribution out of capital or effectively out of capital.

Source: China Asset Management (Hong Kong) Limited and Bloomberg unless specified otherwise.

# ChinaAMC MSCI Europe Quality Hedged to USD ETF

(Stock Code: 3165 HK)



Fund Factsheet | As of 31 Mar 2026

New Capital Investment Entrant Scheme (New CIES) Eligible fund

## ▲ Participating Dealers

BNP Paribas  
China Merchants Securities (HK) Co., Limited  
DBS Vickers (Hong Kong) Limited  
Goldman Sachs (Asia) Securities Limited  
Haitong International Securities Company Limited  
Huatai Financial Holdings (Hong Kong) Limited  
Korea Investment & Securities Asia Limited  
Merrill Lynch Far East Limited  
Mirae Asset Securities (HK) Limited  
Phillip Securities (Hong Kong) Limited  
Yue Xiu Securities Company Limited

## ▲ Market Makers

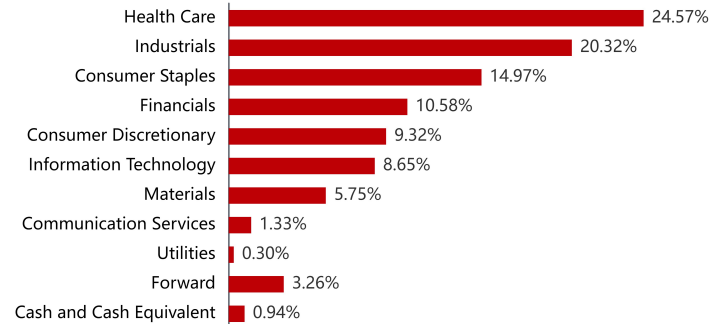
### HKD Counter

China Merchants Securities (HK) Co., Limited  
Merrill Lynch Far East Limited

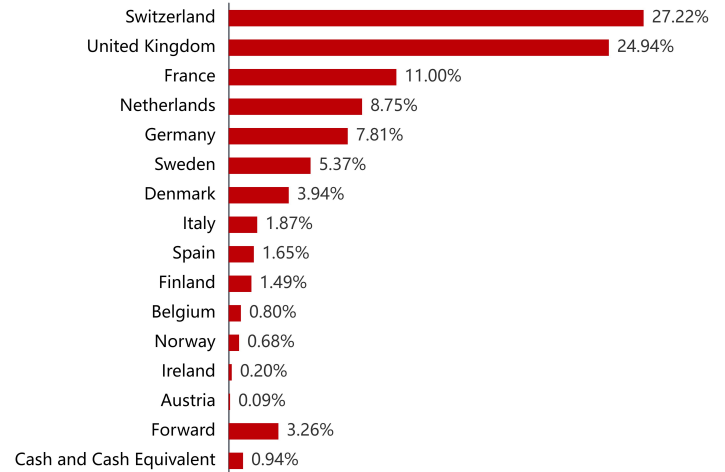
Note: Please refer to the Hong Kong Exchange and Clearing Limited website at [www.hkex.com.hk](http://www.hkex.com.hk) for the latest lists of Market Makers.

## ▲ Portfolio Allocation

### Sector Exposure (%)



### Geographical Exposure (%)



## ▲ Top 10 Holdings

| Security Name                          | Weight(%) |
|--|-----------|
| ASML HOLDING NV COMMON STOCK EUR.09    | 6.22%     |
| NOVARTIS AG REG COMMON STOCK CHF.49    | 5.70%     |
| ASTRAZENECA PLC COMMON STOCK USD.25    | 5.45%     |
| ROCHE HOLDING AG COMMON STOCK CHF.001  | 5.12%     |
| NESTLE SA REG COMMON STOCK CHF.1       | 4.76%     |
| NOVO NORDISK A/S B COMMON STOCK DKK.1  | 3.06%     |
| GSK PLC COMMON STOCK                   | 2.74%     |
| ALLIANZ SE REG COMMON STOCK            | 2.70%     |
| ABB LTD REG COMMON STOCK CHF.12        | 2.61%     |
| UNILEVER PLC COMMON STOCK GBP.00031111 | 2.59%     |

Customer Hotline: (852) 3406 8686

Website: [www.chinaamc.com.hk](http://www.chinaamc.com.hk)

Email: [hkfund\\_services@chinaamc.com](mailto:hkfund_services@chinaamc.com)

### Important Note

Investment involves risks. The price of the Fund's units may go up as well as down. Past performance is not indicative of future performance, future return is not guaranteed and a loss of your original capital may occur. This material does not constitute an offer or solicitation of any transaction in any securities or collective investment schemes, nor does it constitute any investment advice. This document is provided for information purposes only and shall not be relied upon for making any investment decision. Certain information or data in this document has been obtained from unaffiliated third parties; we have reasonable belief that such information or data is accurate, complete and up to the date as indicated; China Asset Management (Hong Kong) Limited accepts responsibility for accurately reproducing such data and information but makes no warranty or representation as to the completeness and accuracy of data and information sourced from such unaffiliated third parties. You should read the Fund's offering documents for further details, including risk factors. If necessary, you should seek independent professional advice. This material has been prepared and issued by China Asset Management (Hong Kong) Limited. This material has not been reviewed by the Securities and Futures Commission.

### Index Disclaimer

The funds or securities referred to herein are not sponsored, endorsed, or promoted by MSCI, and MSCI bears no liability with respect to any such funds or securities or any index on which such funds or securities are based. The ChinaAMC Global ETF Series II Prospectus contains a more detailed description of the limited relationship MSCI has with China Asset Management (Hong Kong) Limited ("ChinaAMC (HK)") and any related funds.