

# ChinaAMC MSCI Europe Quality Hedged to USD ETF (Stock Code: 3165)

## Fund Factsheet



As of 31 Oct 2023

37/F, Bank of China Tower, 1 Garden Road, Hong Kong

Investment involves risks, including the loss of principle. Past performance is not indicative of future results. Before investing in the ChinaAMC MSCI Europe Quality Hedged to USD ETF (the "Fund"), investor should refer to the Fund's prospectus for details, including the risk factors. You should not make investment decision based on the information on this material alone. Please note:

- The Fund aims to provide investment results that, before fees and expenses, closely correspond to the performance of the MSCI Europe Quality 100% Hedged to USD Index.
- The Fund concentrates its investment in European securities and is subject to concentration risk as a result of tracking the performance of a single geographical region (Europe). It is likely to be more volatile than a broad-based fund as it is more susceptible to fluctuations in value resulting from adverse conditions in Europe.
- The Fund invests in currency forward contracts for hedging purposes. While this approach is designed to minimise the impact of currency fluctuations on the Fund's returns, there are associated risks involved including costs of hedging, derivative and OTC transactions risks.
- The value of securities in the Fund's portfolio may change on days when investors will not be able to purchase or sell units of the Fund as European stock exchanges will be open when units of the Fund are not priced.
- The units of the Fund may trade at a substantial premium or discount to their NAV.
- The Fund is subject to tracking error risks due to factors such as fees and expenses, cost of hedging and the representative sampling strategy that may be adopted by the Manager.

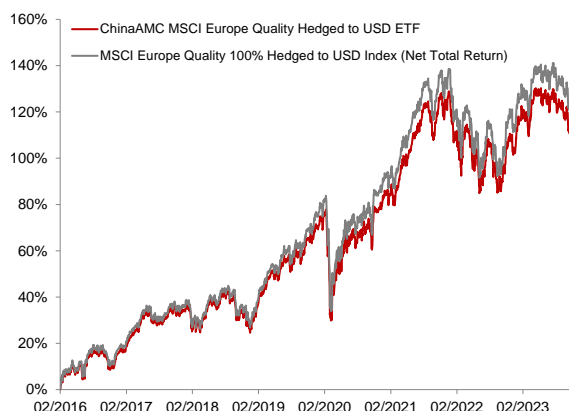
### ▲ Investment Objective

ChinaAMC MSCI Europe Quality Hedged to USD ETF aims to provide investment results that, before fees and expenses, closely correspond to the performance of the MSCI Europe Quality 100% Hedged to USD Index.

### ▲ Fund Information<sup>2</sup>

Manager	China Asset Management (Hong Kong) Limited
Investment Delegate	Mackenzie Financial Corporation – Canada (external delegation)
Trustee	State Street Trust (HK) Limited
Total Expense Ratio <sup>3</sup>	0.50% p.a.
Base Currency	HKD
Index	MSCI Europe Quality 100% Hedged to USD Index
Bloomberg Index Ticker	M1CXBMEQ Index
Total Net Asset	HKD 379.90 million
NAV per Unit <sup>4</sup>	HKD 15.196
Distribution Frequency <sup>7</sup>	Semi-annually
Exchange Listing	The Stock Exchange of Hong Kong Limited - Main Board
ETF Website	<a href="https://www.chinaamc.com.hk/product/chinaamc-msci-europe-quality-hedged-to-usd-etf-3165-hk/">https://www.chinaamc.com.hk/product/chinaamc-msci-europe-quality-hedged-to-usd-etf-3165-hk/</a>

### ▲ Fund Performance<sup>1</sup>



### Secondary Market Trading Information

	HKD Counter
Commencement of Dealing	18-Feb-2016
Stock Code	3165
Trading Currency	HKD
Trading Board Lot Size	200 Units
Bloomberg Fund Ticker	3165 HK Equity
ISIN Code	HK0000281003
SEDOL	BYSY2T4

### Fund Characteristics

Number of Securities	126
Index Market Cap (US \$B)	3,507
Portfolio Yield (%) <sup>6</sup>	2.32

### Latest Fund Distribution<sup>7</sup>

Record Date	Distribution (HKD)
06-Oct-2023	0.25
04-Apr-2023	0.04
07-Oct-2022	0.15

### ▲ Cumulative Return<sup>1</sup>

	1-Month	6-Month	1-Year	3-Year	5-Year	Since Inception <sup>5</sup>
ChinaAMC MSCI Europe Quality Hedged to USD ETF <sup>1</sup>	-3.07%	-6.93%	+9.04%	+32.73%	+59.65%	+113.00%
MSCI Europe Quality 100% Hedged to USD Index (Net Total Return)	-3.01%	-6.38%	+9.78%	+33.68%	+64.53%	+122.99%

### ▲ Yearly Return<sup>1</sup>

	2018	2019	2020	2021	2022	2023YTD
ChinaAMC MSCI Europe Quality Hedged to USD ETF <sup>1</sup>	-5.41%	+33.46%	+7.45%	+25.31%	-11.47%	+5.35%
MSCI Europe Quality 100% Hedged to USD Index (Net Total Return)	-5.00%	+34.91%	+8.59%	+25.59%	-11.16%	+5.39%

<sup>1</sup> Past performance information is not indicative of future performance. Investors may not get back the full amount invested. The computation basis of the performance is based on NAV-To-NAV, with dividend reinvested. Since 28 May 2021, the Manager of the Fund changed from BMO Global Asset Management (Asia) Limited to China Asset Management (Hong Kong) Limited and the investment management function of the Fund has been delegated to Mackenzie Financial Corporation. The performance of the Fund prior to 28 May 2021 was achieved under circumstances that no longer apply.

<sup>2</sup> Please refer to the Fund's prospectus for further details (including fees).

<sup>3</sup> Total expense ratio is based on expenses for the year ended 31 December 2022, which include management fee, trust fee, etc. It does not represent tracking error.

<sup>4</sup> The latest NAV per Unit is available on the Manager's website at <https://www.chinaamc.com.hk/zh-hant/product/chinaamc-msci-europe-quality-hedged-to-usd-etf-3165-hk/>

<sup>5</sup> Calculated since February 12, 2016, the first official NAV date of the fund.

<sup>6</sup> Weighted average of the sum of the trailing 12-month gross dividends for each equity holding divided by the total market value of the equity holdings.

<sup>7</sup> The Manager intends to distribute income to unitholders at least semi-annually (usually in March and September of each year). There is no guarantee of regular distribution payments, or the amount being distributed. There is no current intention to make distribution out of capital or effectively out of capital.

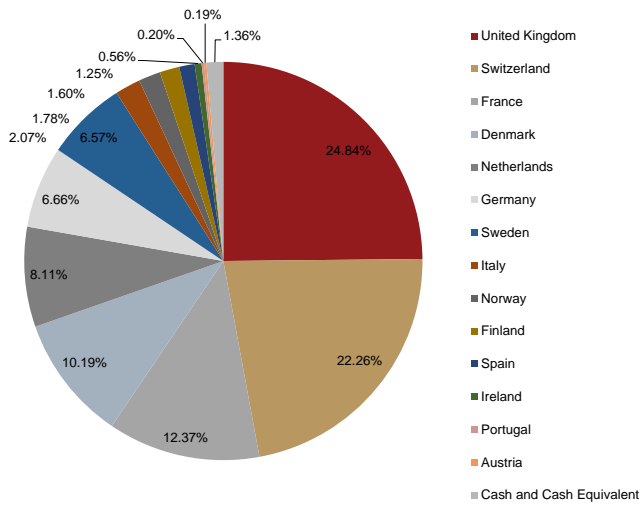
Source: China Asset Management (Hong Kong) Limited and Bloomberg unless specified otherwise.

# ChinaAMC MSCI Europe Quality Hedged to USD ETF (Stock Code: 3165)

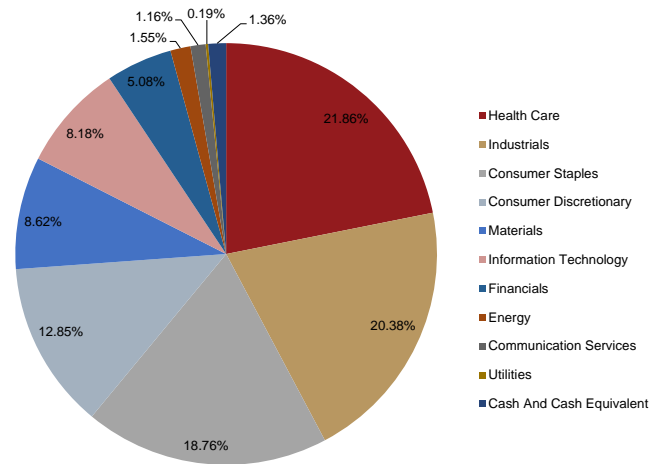
## Fund Factsheet



### ▲ Geographic Allocation



### ▲ Sector Allocation



### ▲ Top 10 Holdings

Security Name	Weight
NOVO NORDISK A/S B COMMON STOCK DKK.1	6.35%
NOVARTIS AG REG COMMON STOCK CHF.49	5.10%
ASML HOLDING NV COMMON STOCK EUR.09	4.75%
NESTLE SA REG COMMON STOCK CHF.1	4.71%
ROCHE HOLDING AG GENUSSSCHEIN COMMON STOCK	4.22%
LVMH MOET HENNESSY LOUIS VUI COMMON STOCK EUR.3	4.17%
UNILEVER PLC COMMON STOCK GBP.00031111	3.63%
L OREAL COMMON STOCK EUR.2	3.45%
DIAGEO PLC COMMON STOCK GBP.2893518	2.84%
RIO TINTO PLC COMMON STOCK GBP.1	2.61%

### ▲ Participating Dealers

BNP Paribas	Yue Xiu Securities Company Limited
DBS Vickers (Hong Kong) Limited	
Goldman Sachs (Asia) Securities Limited	
Haitong International Securities Company Limited	
Korea Investment & Securities Asia Limited	
Mirae Asset Securities (HK) Limited	
Phillip Securities (Hong Kong) Limited	

### ▲ Market Makers

Vivienne Court Trading Pty. Ltd.
----------------------------------

Note: Please refer to the Hong Kong Exchange and Clearing Limited website at [www.hkex.com.hk](http://www.hkex.com.hk) for the latest lists of Market Makers.

### China Asset Management (Hong Kong) Limited

Founded in 2008, China Asset Management (Hong Kong) Limited ("ChinaAMC (HK)") is a wholly-owned subsidiary of China Asset Management Company Limited and stands as one of the top Chinese fund management firms in Hong Kong. As a China-focused market leader, the company has amassed an impressive performance history in both active and passive investments over the past 15 years. Boasting robust expertise in a variety of asset classes, such as Greater China equities, Asian and global fixed income, and money markets, ChinaAMC (HK) adopts a global outlook to build a versatile platform catering to institutional and retail investors in the region and worldwide, all while envisioning "Beyond China Expert".

Customer Hotline: (852) 3406 8686

Website: [www.chinaamc.com.hk](http://www.chinaamc.com.hk)

Email: [hkfund\\_services@chinaamc.com](mailto:hkfund_services@chinaamc.com)

#### Risk Warning

Investment involves risks. The price of the Fund's units may go up as well as down. Past performance is not indicative of future performance, future return is not guaranteed and a loss of your original capital may occur. This material does not constitute an offer or solicitation of any securities or collective investment schemes, nor does it constitute any investment advice. This document is provided for information purposes only and shall not be relied upon for making any investment decision. Certain information or data in this document has been obtained from unaffiliated third parties; we have reasonable belief that such information or data is accurate, complete and up to the date as indicated; China Asset Management (Hong Kong) Limited accepts responsibility for accurately reproducing such data and information but makes no warranty or representation as to the completeness and accuracy of data and information sourced from such unaffiliated third parties. You should read the Fund's offering documents for further details, including risk factors. If necessary, you should seek independent professional advice. This material has been prepared and issued by China Asset Management (Hong Kong) Limited. This material has not been reviewed by the Securities and Futures Commission.

#### Index Disclaimer

The funds or securities referred to herein are not sponsored, endorsed, or promoted by MSCI, and MSCI bears no liability with respect to any such funds or securities or any index on which such funds or securities are based. The ChinaAMC Global ETF Series II Prospectus contains a more detailed description of the limited relationship MSCI has with China Asset Management (Hong Kong) Limited ("ChinaAMC (HK)") and any related funds.