

ChinaAMC Asia High Dividend ETF (Stock Code: 3145 HK)

Fund Factsheet | As of 30 Apr 2026

New Capital Investment Entrant Scheme (New CIES) Eligible fund



Investment involves risks, including the loss of principal. Past performance is not indicative of future results. Before investing in the ChinaAMC Asia High Dividend ETF (the "Fund"), investor should refer to the Fund's prospectus for details, including the risk factors. You should not make investment decision based on the information on this material alone. Please note:

- The Fund aims to provide investment results that, before fees and expenses, closely correspond to the performance of the Bloomberg APAC High Dividend 40 Net Return Index HKD.
- The Fund primarily invests in high dividend yield securities in Asia. Such securities are subject to risks that the dividend could be reduced or abolished, or risks that the value of the securities could decline or have lower-than average potential for price appreciation.
- Investing in Asian markets / emerging markets involves a greater susceptibility to adverse economic, political, policy, foreign exchange, liquidity, tax, legal or regulatory event affect Asian markets, or a greater risk of loss than investing in more developed markets due to, among other factors, greater political, tax, economic, foreign exchange, liquidity and regulatory risks.
- The Fund is subject to sector concentration risk and risks associated with small-capitalisation / mid-capitalisation companies, thus the value of the Fund may be more volatile.
- The Fund is subject to, new index risk, rebalancing period risk and past performance risk.
- The units of the Fund may trade at a substantial premium or discount to their NAV.
- The Fund is subject to tracking error risks.
- The Fund is subject to risks associated with FDIs including counterparty / credit risk, liquidity risk, valuation risks, volatility risk and OTC transaction risk.
- The Fund is subject to foreign exchange risk.
- Listed and unlisted classes are subject to different pricing and dealing arrangements. NAV per Unit of each class may be different due to different fees and cost.
- Units of listed class are traded in the secondary market on an intraday basis at the prevailing market price, while units of unlisted class are sold through intermediaries based on the dealing day-end NAV. Investors of unlisted class could redeem at NAV while investors of listed class in the secondary market could only sell at the prevailing market price and may have to exit the Fund at a significant discount. Investors of unlisted class may be at an advantage or disadvantage compared to investors of listed class.
- The Fund may at its discretion pay distribution out of capital or effectively out of capital. Payment of dividends out of capital or effectively out of capital amounts to a return or withdrawal of part of an investor's original investment or from any capital gains attributable to that original investment. Any distributions may result in an immediate reduction in the NAV per Unit of the Fund.

▲ Investment Objective

ChinaAMC Asia High Dividend ETF aims to provide investment results that, before fees and expenses, closely correspond to the performance of the Bloomberg APAC High Dividend 40 Net Return Index HKD (the "Index").

▲ Fund Information¹

Investment Manager	China Asset Management (Hong Kong) Limited
Investment Delegate	Mackenzie Financial Corporation – Canada (external delegation)
Trustee	State Street Trust (HK) Limited
Custodian	State Street Bank and Trust Company
Management Fee	0.60% p.a.
Base Currency	HKD
Fund Size	HKD 719.22 million
NAV per Unit ³	HKD 14.5004
Dividend Frequency ⁵	Monthly
Index	Bloomberg APAC High Dividend 40 Net Return Index HKD
Bloomberg Index Ticker	BAHD40NH Index
Exchange Listing	The Stock Exchange of Hong Kong Limited - Main Board
ETF Website	https://www.chinaamc.com.hk/product/chinaamc-asia-high-dividend-etf-3145-hk/

Source: Data as of 30 Apr 2026, Bloomberg, unless specified otherwise.

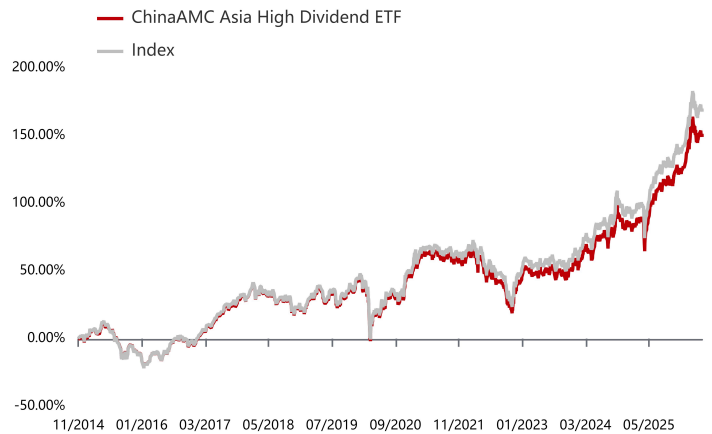
▲ Secondary Market Trading Information

	Commencement of Dealing	Trading Currency	Trading Board Lot Size	Bloomberg Fund Ticker	ISIN Code
HKD Counter	2014-11-13	HKD	200 Units	3145 HK Equity	HK0000221405

▲ Latest Fund Distribution⁵

Ex-dividend Date	Distribution
2026-04-08	HKD 0.1000
2026-03-11	HKD 0.1000
2026-02-11	HKD 0.0900

▲ Fund Performance^{2,4,6}



▲ Cumulative Performance (%)^{2,6}

	1 Month	3 Month	6 Month	1 Year	3 Year	5 Year
ChinaAMC Asia High Dividend ETF	2.12	1.97	12.16	34.41	69.14	52.79
Index	2.07	2.42	13.55	36.35	74.39	60.06

▲ Yearly Performance (%)^{2,6}

	2021	2022	2023	2024	2025	2026 YTD
ChinaAMC Asia High Dividend ETF	6.59	-10.94	12.22	16.43	21.61	10.04
Index	7.55	-10.13	13.04	17.33	23.18	10.63

1 Please refer to the Fund's prospectus for further details (including fees).

2 Past performance information is not indicative of future performance. Investors may not get back the full amount invested. The computation basis of the performance is calculated on a daily NAV-to-NAV basis, with dividend reinvested (in case of distributing/distribution unit/share class, without dividend reinvested), daily NAV is zero if units or shares of a fund, sub-fund or share class are fully redeemed. Where no past performance is shown, meaning there was insufficient data available in that period to calculate and provide fair performance. With effect from 23 December 2024, the investment strategy of the Fund was changed to allow investment in FDIs for hedging or non-hedging purposes and the holdings of FDIs for non-hedging purposes will not exceed 10% of the Sub-Fund's NAV. The performance of the Fund since then has factored in the above change. Since 28 May 2021, the Manager of the Fund changed from BMO Global Asset Management (Asia) Limited to China Asset Management (Hong Kong) Limited and the investment management function of the Fund has been delegated to Mackenzie Financial Corporation. The performance of the Fund prior to 2021 was achieved under circumstances that no longer apply. Prior to 31 October 2025, the underlying index of the Fund was NASDAQ Asia ex Japan Dividend Achievers™ Index (Net Total Return). The underlying index of the Fund was changed to Bloomberg APAC High Dividend 40 Net Return Index HKD on 31 October 2025. The performance of the Fund prior to 31 October 2025 was achieved under circumstances which will no longer apply.

3 The latest NAV per Unit is available on the Manager's website at <https://www.chinaamc.com.hk/product/chinaamc-asia-high-dividend-etf-3145-hk/>.

4 Calculated since November 7, 2014, the first official NAV date of the fund.

5 The Manager intends to distribute income to unitholders at least monthly. There is no guarantee of regular distribution payments, or the amount being distributed. Distributions may be paid out of capital or effectively out of capital as well as income at the Manager's discretion. This may result in an immediate reduction of the NAV per unit of the Fund.

6 Performance of the index prior to 31 October 2025 represents performance of NASDAQ Asia ex Japan Dividend Achievers™ Index (Net Total Return), and performance of the index on and after 31 October 2025 represents performance of Bloomberg APAC High Dividend 40 Net Return Index HKD.

Source: China Asset Management (Hong Kong) Limited and Bloomberg unless specified otherwise.

▲ Participating Dealers

ABN AMRO Clearing Hong Kong Limited
BNP Paribas
China Merchants Securities (HK) Co., Limited
DBS Vickers (Hong Kong) Limited
Goldman Sachs (Asia) Securities Limited
Haitong International Securities Company Limited
Huatai Financial Holdings (Hong Kong) Limited
Korea Investment & Securities Asia Limited
Merrill Lynch Far East Limited
Mirae Asset Securities (HK) Limited
Phillip Securities (Hong Kong) Limited
Yue Xiu Securities Company Limited

▲ Market Makers

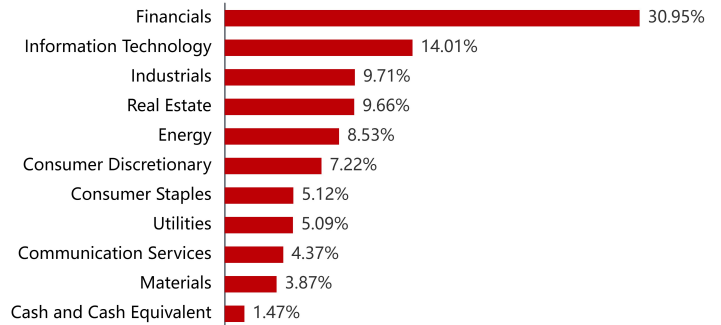
HKD Counter

Flow Traders Hong Kong Limited
HSBC Securities Brokers (Asia) Limited

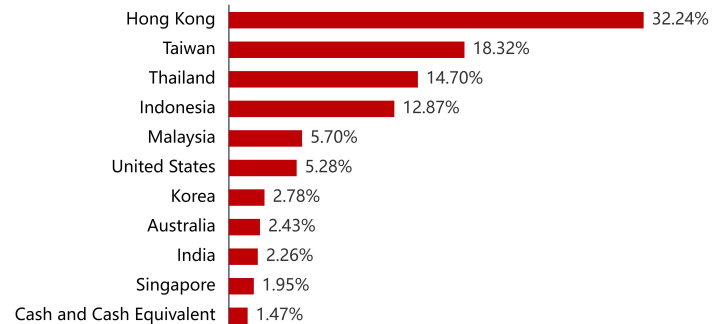
Note: Please refer to the Hong Kong Exchange and Clearing Limited website at www.hkex.com.hk for the latest lists of Market Makers.

▲ Portfolio Allocation

Sector Exposure (%)



Geographical Exposure (%)



▲ Top 10 Holdings

Security Name	Weight(%)
WPG HOLDINGS LTD COMMON STOCK TWD10.0	3.57%
ALAMTRI RESOURCES INDONESIA COMMON STOCK IDR100.0	3.54%
QFIN HOLDINGS INC ADR ADR USD.00001	3.26%
ASUSTEK COMPUTER INC COMMON STOCK TWD10.0	3.10%
SITC INTERNATIONAL HOLDINGS COMMON STOCK HKD.1	2.99%
C+D INTERNATIONAL INVESTMENT COMMON STOCK HKD.1	2.96%
CHICONY ELECTRONICS CO LTD COMMON STOCK TWD10.0	2.80%
DB INSURANCE CO LTD COMMON STOCK KRW500.0	2.78%
LINK REIT REIT	2.75%
PTT EXPLOR + PROD PCL NVDR NVDR THB1.0	2.73%

Customer Hotline: (852) 3406 8686

Website: www.chinaamc.com.hk

Email: hkfund_services@chinaamc.com

Important Note

Investment involves risks. The price of the Fund's units may go up as well as down. Past performance is not indicative of future performance, future return is not guaranteed and a loss of your original capital may occur. This material does not constitute an offer or solicitation of any transaction in any securities or collective investment schemes, nor does it constitute any investment advice. This document is provided for information purposes only and shall not be relied upon for making any investment decision. Certain information or data in this document has been obtained from unaffiliated third parties; we have reasonable belief that such information or data is accurate, complete and up to the date as indicated; China Asset Management (Hong Kong) Limited accepts responsibility for accurately reproducing such data and information but makes no warranty or representation as to the completeness and accuracy of data and information sourced from such unaffiliated third parties. You should read the Fund's offering documents for further details, including risk factors. If necessary, you should seek independent professional advice. This material has been prepared and issued by China Asset Management (Hong Kong) Limited. This material has not been reviewed by the Securities and Futures Commission.

Index Disclaimer

Nasdaq® is a registered trademark of the Nasdaq, Inc. (referred to below as "Corporations" jointly with its affiliates) and is licensed for use by China Asset Management (Hong Kong) Limited ("ChinaAMC (HK)"). The Corporations bear no liability for the legality or suitability of ChinaAMC (HK)'s funds. ChinaAMC (HK)'s funds are not issued, subscribed, sold or promoted by the Corporations. The Corporations make no warranties and bears no liability with respect to ChinaAMC (HK)'s funds. For full version of index disclaimer, please refer to the respective fund prospectuses.