

ChinaAMC Asia High Dividend ETF (Stock Code: 3145 HK)

Fund Factsheet | As of 30 Apr 2025 New Capital Investment Entrant Scheme (New CIES) Eligible fund



Investment involves risks, including the loss of principle. Past performance is not indicative of future results. Before investing in the ChinaAMC Asia High Dividend ETF (the "Fund"), investor should refer to the Fund's prospectus for details, including the risk factors. You should not make investment decision based on the information on this material alone. Please note:

- The Fund aims to provide investment results that, before fees and expenses, closely correspond to the performance of the NASDAQ Asia ex Japan Dividend Achievers™ Index.
- The Fund primarily invests in high dividend yield securities in Asia. Such securities are subject to risks that the dividend could be reduced or abolished, or risks that the value of the securities could decline or have lower-than average potential for price appreciation.
- The units of the Fund may trade at a substantial premium or discount to their NAV.
- The Fund is subject to tracking error risks due to factors such as fees and expenses and the representative sampling strategy that may be adopted by the Manager.

Investment Objective

The investment objective of the ChinaAMC Asia High Dividend ETF is to provide investment results that, before fees and expenses, closely correspond to the performance of the NASDAQ Asia ex Japan Dividend Achievers™ Index.

Fund Information¹

Investment Manager	China Asset Management (Hong Kong) Limited
Investment Delegate	Mackenzie Financial Corporation – Canada (external delegation)
Trustee	State Street Trust (HK) Limited
Custodian	State Street Bank and Trust Company
Management Fee	0.45% p.a.
Base Currency	HKD
Fund Size	HKD 63.01 million
NAV per Unit ³	HKD 11.4569
Dividend Frequency ⁵	Semi-annually
Index	NASDAQ Asia ex Japan Dividend Achievers™ Index (Net Total Return)
Bloomberg Index Ticker	DAAXJPHN Index
Exchange Listing	The Stock Exchange of Hong Kong Limited - Main Board
ETF Website	https://www.chinaamc.com.hk/product/chinaamc-asia-high-dividend-etf-3145-hk/

Source: Data as of 30 Apr 2025, Bloomberg, unless specified otherwise.

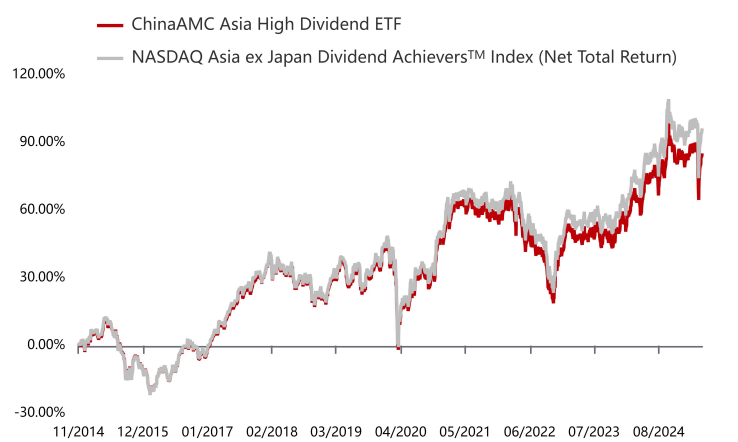
Secondary Market Trading Information

	Commencement of Dealing	Trading Currency	Trading Board Lot Size	Bloomberg Fund Ticker	ISIN Code
HKD Counter	2014-11-13	HKD	200 Units	3145 HK Equity	HK0000221405

Latest Fund Distribution⁵

Ex-dividend Date	Distribution
2025-04-01	HKD 0.0600
2024-10-03	HKD 0.2500
2024-04-03	HKD 0.0400

Fund Performance^{2,4}



Cumulative Performance (%)²

	1 Month	3 Month	6 Month	1 Year	3 Year	5 Year
ChinaAMC Asia High Dividend ETF	-0.34	0.64	-0.30	12.53	22.63	53.76
NASDAQ Asia ex Japan Dividend Achievers™ Index (Net Total Return)	-0.24	1.19	0.22	13.56	25.65	60.70

Yearly Performance (%)²

	2020	2021	2022	2023	2024	2025 YTD
ChinaAMC Asia High Dividend ETF	4.87	6.59	-10.94	12.22	16.43	-0.44
NASDAQ Asia ex Japan Dividend Achievers™ Index (Net Total Return)	5.83	7.55	-10.13	13.04	17.33	-0.05

1 Please refer to the Fund's prospectus for further details (including fees).

2 Past performance information is not indicative of future performance. Investors may not get back the full amount invested. The computation basis of the performance is calculated on NAV-to-NAV, with dividend reinvested. Since 28 May 2021, the Manager of the Fund changed from BMO Global Asset Management (Asia) Limited to China Asset Management (Hong Kong) Limited and the investment management function of the Fund has been delegated to Mackenzie Financial Corporation. The performance of the Fund prior to 28 May 2021 was achieved under circumstances that no longer apply.

3 The latest NAV per Unit is available on the Manager's website at <https://www.chinaamc.com.hk/zh-hant/product/chinaamc-asia-high-dividend-etf-3145-hk/>.

4 Calculated since November 7, 2014, the first official NAV date of the fund.

5 The Manager intends to distribute income to unitholders at least semi-annually (usually in March and September of each year). There is no guarantee of regular distribution payments, or the amount being distributed. There is no current intention to make distribution out of capital or effectively out of capital.

Source: China Asset Management (Hong Kong) Limited and Bloomberg unless specified otherwise.

ChinaAMC Asia High Dividend ETF (Stock Code: 3145 HK)

Fund Factsheet | As of 30 Apr 2025 New Capital Investment Entrant Scheme (New CIES) Eligible fund



▲ Participating Dealers

ABN AMRO Clearing Hong Kong Limited
BNP Paribas
China Merchants Securities (HK) Co., Limited
DBS Vickers (Hong Kong) Limited
Goldman Sachs (Asia) Securities Limited
Haitong International Securities Company Limited
Huatai Financial Holdings (Hong Kong) Limited
Korea Investment & Securities Asia Limited
Merrill Lynch Far East Limited
Mirae Asset Securities (HK) Limited
Phillip Securities (Hong Kong) Limited
Yue Xiu Securities Company Limited

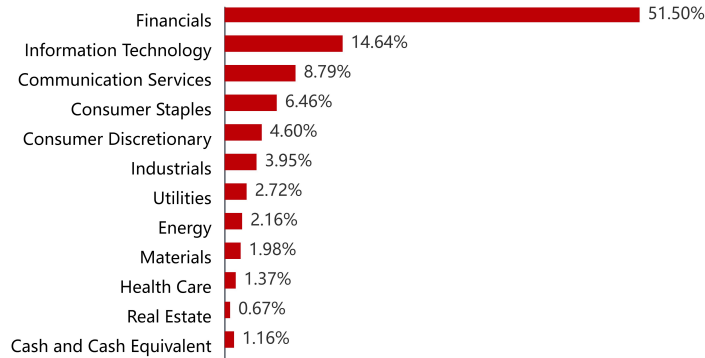
▲ Market Makers

HKD Counter
Flow Traders Hong Kong Limited
HSBC Securities Brokers (Asia) Limited

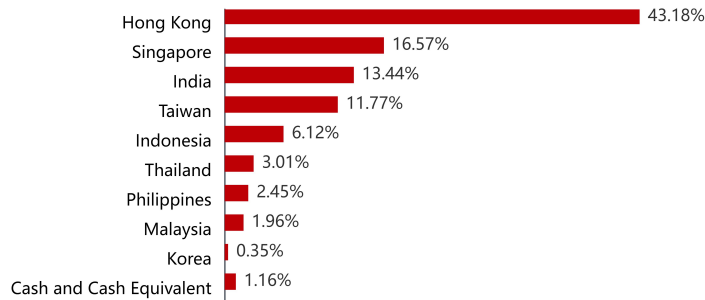
Note: Please refer to the Hong Kong Exchange and Clearing Limited website at www.hkex.com.hk for the latest lists of Market Makers.

▲ Portfolio Allocation

Sector Exposure (%)



Geographical Exposure (%)



▲ Top 10 Holdings

Security Name	Weight(%)
AIA GROUP LTD COMMON STOCK	6.94%
CHINA CONSTRUCTION BANK H COMMON STOCK CNY1.0	6.17%
INFOSYS LTD COMMON STOCK INR5.0	5.71%
DBS GROUP HOLDINGS LTD COMMON STOCK	5.68%
HON HAI PRECISION INDUSTRY COMMON STOCK TWD10.0	4.63%
OVERSEA CHINESE BANKING CORP COMMON STOCK	3.85%
IND + COMM BK OF CHINA H COMMON STOCK CNY1.0	3.79%
NETEASE INC COMMON STOCK USD.0001	3.66%
UNITED OVERSEAS BANK LTD COMMON STOCK	3.36%
BANK OF CHINA LTD H COMMON STOCK CNY1.0	3.28%

Customer Hotline: (852) 3406 8686

Website: www.chinaamc.com.hk

Email: hkfund_services@chinaamc.com

Important Note
Investment involves risks. The price of the Fund's units may go up as well as down. Past performance is not indicative of future performance, future return is not guaranteed and a loss of your original capital may occur. This material does not constitute an offer or solicitation of any transaction in any securities or collective investment schemes, nor does it constitute any investment advice. This document is provided for information purposes only and shall not be relied upon for making any investment decision. Certain information or data in this document has been obtained from unaffiliated third parties; we have reasonable belief that such information or data is accurate, complete and up to the date as indicated; China Asset Management (Hong Kong) Limited accepts responsibility for accurately reproducing such data and information but makes no warranty or representation as to the completeness and accuracy of data and information sourced from such unaffiliated third parties. You should read the Fund's offering documents for further details, including risk factors. If necessary, you should seek independent professional advice. This material has been prepared and issued by China Asset Management (Hong Kong) Limited. This material has not been reviewed by the Securities and Futures Commission.

Index Disclaimer
Nasdaq®, is a registered trademark of the Nasdaq, Inc. (referred to below as "Corporations" jointly with its affiliates) and is licensed for use by China Asset Management (Hong Kong) Limited ("ChinaAMC (HK)"). The Corporations bear no liability for the legality or suitability of ChinaAMC (HK)'s funds. ChinaAMC (HK)'s funds are not issued, subscribed, sold or promoted by the Corporations. The Corporations make no warranties and bears no liability with respect to ChinaAMC (HK)'s funds. For full version of index disclaimer, please refer to the respective fund prospectuses.