

# ChinaAMC Asia High Dividend ETF (Stock Code: 3145)

## Fund Factsheet



As of 31 Aug 2022

37/F, Bank of China Tower, 1 Garden Road, Hong Kong

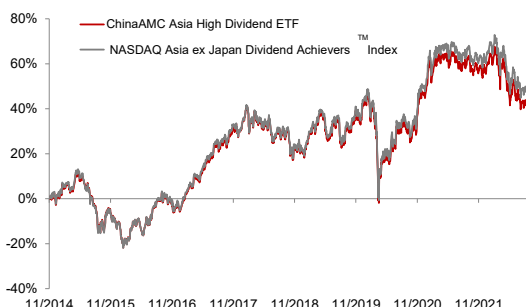
Investment involves risks, including the loss of principle. Past performance is not indicative of future results. Before investing in the ChinaAMC Asia High Dividend ETF (the "Fund"), investor should refer to the Fund's prospectus for details, including the risk factors. You should not make investment decision based on the information on this material alone. Please note:

- The fund aims to provide investment results that, before fees and expenses, closely correspond to the performance of the NASDAQ Asia ex Japan Dividend Achievers™ Index.
- The Fund primarily invests in high dividend yield securities in Asia. Such securities are subject to risks that the dividend could be reduced or abolished, or risks that the value of the securities could decline or have lower than average potential for price appreciation.
- The units of the Fund may trade at a substantial premium or discount to their NAV.
- The Fund is subject to tracking error risks due to factors such as fees and expenses and the representative sampling strategy that may be adopted by the Manager.

### Investment Objective

ChinaAMC Asia High Dividend ETF aims to provide investment results that, before fees and expenses, closely correspond to the performance of the NASDAQ Asia ex Japan Dividend Achievers™ Index.

### Fund Performance<sup>1</sup>



### Fund Characteristics

|                                  |      |
|----------------------------------|------|
| Number of Securities             | 144  |
| Index Market Cap (US \$B)        | 611  |
| Portfolio Yield (%) <sup>6</sup> | 4.08 |

### Fund Information<sup>2</sup>

|                                     |   |
|-------------------------------------|---|
| Manager                             | China Asset Management (Hong Kong) Limited  |
| Investment Delegate                 | Mackenzie Financial Corporation – Canada (external delegation)  |
| Trustee                             | State Street Trust (HK) Limited   |
| Total Expense Ratio <sup>3</sup>    | 0.45% p.a.  |
| Base Currency                       | HKD   |
| Index                               | NASDAQ Asia ex Japan Dividend Achievers™ Index  |
| Bloomberg Index Ticker              | DAAXJPHN Index  |
| Total Net Asset                     | HKD 25.60 million   |
| NAV per Unit <sup>4</sup>           | HKD 9.482   |
| Distribution Frequency <sup>7</sup> | Semi-annually   |
| Exchange Listing                    | The Stock Exchange of Hong Kong Limited - Main Board  |
| ETF Website                         | <a href="https://www.chinaamc.com.hk/en/products/etf/ChinaAMC_Asia_High_Dividend ETF/fund-details.html">https://www.chinaamc.com.hk/en/products/etf/ChinaAMC_Asia_High_Dividend ETF/fund-details.html</a> |

### Secondary Market Trading Information

|                         | HKD Counter    |
|-------------------------|----------------|
| Commencement of Dealing | 13-Nov-2014    |
| Stock Code              | 3145           |
| Trading Currency        | HKD            |
| Trading Board Lot Size  | 200 Units      |
| Bloomberg Fund Ticker   | 3145 HK Equity |
| ISIN Code               | HK0000221405   |
| SEDOL                   | BRWQDR2        |

### Latest Fund Distribution<sup>7</sup>

| Record Date | Distribution (HKD) |
|-------------|--------------------|
| 06-Apr-2022 | 0.07               |
| 05-Oct-2021 | 0.21               |
| 07-Apr-2021 | 0.08               |

### Cumulative Return<sup>1</sup>

|  | 1 Month | 6 Month | 1-Year  | 3-Year  | 5-Year  | Since Inception      |
|--|---------|---------|---------|---------|---------|----------------------|
| ChinaAMC Asia High Dividend ETF <sup>1</sup>   | -1.66%  | -12.36% | -13.28% | +11.71% | +12.90% | +40.89% <sup>5</sup> |
| NASDAQ Asia ex Japan Dividend Achievers™ Index | -1.60%  | -11.41% | -11.94% | +15.09% | +16.33% | +46.89% <sup>5</sup> |

### Yearly Return<sup>1</sup>

|  | 2017    | 2018   | 2019    | 2020   | 2021   | 2022YTD |
|--|---------|--------|---------|--------|--------|---------|
| ChinaAMC Asia High Dividend ETF <sup>1</sup>   | +38.75% | -8.98% | +18.14% | +4.87% | +6.59% | -11.87% |
| NASDAQ Asia ex Japan Dividend Achievers™ Index | +38.16% | -8.53% | +18.75% | +5.83% | +7.55% | -10.84% |

<sup>1</sup> Past performance information is not indicative of future performance. Investors may not get back the full amount invested. The computation basis of the performance is calculated on NAV-to-NAV, with dividend reinvested. Since 28 May 2021, the Manager of the Fund changed from BMO Global Asset Management (Asia) Limited to China Asset Management (Hong Kong) Limited and the investment management function of the Fund has been delegated to Mackenzie Financial Corporation. The performance of the Fund prior to 28 May 2021 was achieved under circumstances that no longer apply.

<sup>2</sup> Please refer to the Fund's prospectus for further details (including fees).

<sup>3</sup> Total expense ratio is based on expenses for the year ended 31 December 2021, which include management fee, trust fee, etc. It does not represent tracking error.

<sup>4</sup> The latest NAV per Unit is available on the Manager's website at [https://www.chinaamc.com.hk/en/products/etf/ChinaAMC\\_Asia\\_High\\_Dividend ETF/fund-details.html](https://www.chinaamc.com.hk/en/products/etf/ChinaAMC_Asia_High_Dividend ETF/fund-details.html).

<sup>5</sup> Calculated since November 7, 2014, the first official NAV date of the fund.

<sup>6</sup> Weighted average of the sum of the trailing 12-month gross dividends for each equity holding divided by the total market value of the equity holdings. Source: Bloomberg.


<sup>7</sup> There is no guarantee of regular distribution payments, or the amount being distributed. There is no current intention to make distribution out of capital or effectively out of capital.

<sup>8</sup> Source: © 2022 Morningstar. All Rights Reserved. Data as of 31 Aug 2022.

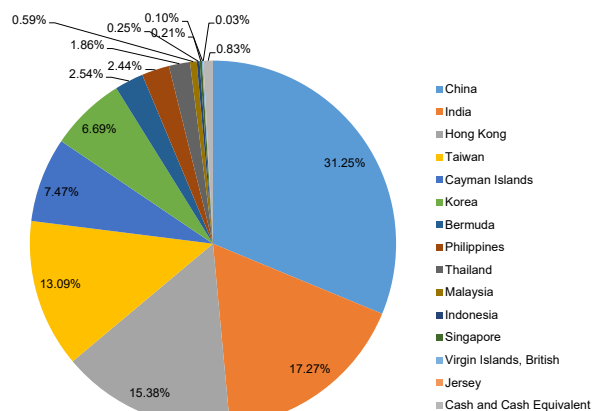
Source: China Asset Management (Hong Kong) Limited and Bloomberg unless specified otherwise.

# ChinaAMC Asia High Dividend ETF (Stock Code: 3145)

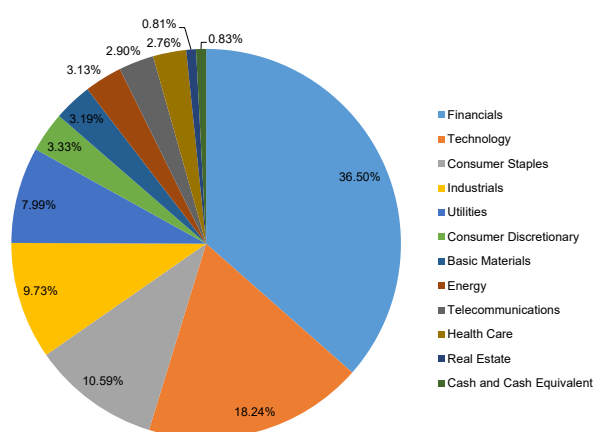
## Fund Factsheet



### ▲ Geographic Allocation



### ▲ Sector Allocation



### ▲ Top 10 Holdings

| Security Name                                    | Weight |
|--|--------|
| INFOSYS LTD COMMON STOCK INR5.                   | 8.62%  |
| AIA GROUP LTD COMMON STOCK                       | 8.37%  |
| CHINA CONSTRUCTION BANK H COMMON STOCK CNY1.0    | 7.40%  |
| ITC LTD COMMON STOCK INR1.                       | 6.95%  |
| PING AN INSURANCE GROUP CO H COMMON STOCK CNY1.0 | 5.54%  |
| BANK OF CHINA LTD H COMMON STOCK CNY1.0          | 3.89%  |
| IND + COMM BK OF CHINA H COMMON STOCK CNY1.0     | 3.78%  |
| CHINA MERCHANTS BANK H COMMON STOCK CNY1.0       | 3.09%  |
| HONG KONG + CHINA GAS COMMON STOCK               | 2.86%  |
| CHAILLEASE HOLDING CO LTD COMMON STOCK TWD10.    | 2.63%  |

### ▲ Participating Dealers

ABN AMRO Clearing Hong Kong Ltd  
 BNP Paribas Securities Services  
 Goldman Sachs (Asia) Securities Limited  
 Haitong International Securities Company Limited  
 Mirae Asset Securities (HK) Limited  
 Philip Securities (Hong Kong) Limited

### ▲ Market Makers

Flow Traders Hong Kong Limited  
 HSBC Securities Brokers (Asia) Limited

Note: Please refer to the Hong Kong Exchange and Clearing Limited website at [www.hkex.com.hk](http://www.hkex.com.hk) for the latest lists of Market Makers.

### About China Asset Management Co., Ltd.

China Asset Management Co., Ltd. ("ChinaAMC"), the parent company of China Asset Management (Hong Kong) Limited, is a leading passive fund manager in mainland China. It launched one of the first enhanced index funds in mainland China in 1999 and the country's first ETF in 2004. ChinaAMC also manages a number of equity and bond index funds in mainland China.

Customer Hotline: (852) 3406 8686

Website: [www.chinaamc.com.hk](http://www.chinaamc.com.hk)

Email: [hkfund\\_services@chinaamc.com](mailto:hkfund_services@chinaamc.com)

#### Risk Warning

Investment involves risks. The price of the Fund's units may go up as well as down. Past performance is not indicative of future performance, future return is not guaranteed and a loss of your original capital may occur. This material does not constitute an offer or solicitation of any transaction in any securities or collective investment schemes, nor does it constitute any investment advice. This document is provided for information purposes only and shall not be relied upon for making any investment decision. Certain information or data in this document has been obtained from unaffiliated third parties; we have reasonable belief that such information or data is accurate, complete and up to the date as indicated; China Asset Management (Hong Kong) Limited accepts responsibility for accurately reproducing such data and information but makes no warranty or representation as to the completeness and accuracy of data and information sourced from such unaffiliated third parties. You should read the Fund's offering documents for further details, including risk factors. If necessary, you should seek independent professional advice. This material has been prepared and issued by China Asset Management (Hong Kong) Limited. This material has not been reviewed by the Securities and Futures Commission.

#### Index Disclaimer

Nasdaq® is a registered trademark of the Nasdaq, Inc. (referred to below as "Corporations" jointly with its affiliates) and is licensed for use by China Asset Management (Hong Kong) Limited ("ChinaAMC (HK)"). The Corporations bear no liability for the legality or suitability of ChinaAMC (HK)'s funds. ChinaAMC (HK)'s funds are not issued, subscribed, sold or promoted by the Corporations. The Corporations make no warranties and bears no liability with respect to ChinaAMC (HK)'s funds. For full version of index disclaimer, please refer to the respective fund prospectuses.