

ChinaAMC Asia USD Investment Grade Bond ETF

(Stock Code: 3141 HK/ 9141 HK)



Fund Factsheet | As of 27 Feb 2026 New Capital Investment Entrant Scheme (New CIES) Eligible fund

Investment involves risks, including the loss of principal. Past performance is not indicative of future results. Before investing in the ChinaAMC Asia USD Investment Grade Bond ETF (the "Fund"), investor should refer to the Fund's prospectus for details, including the risk factors. You should not make investment decision based on the information on this material alone. Please note:

- The fund aims to provide investment results that, before fees and expenses, closely correspond to the performance of the Bloomberg Asia USD Investment Grade Bond Index. The Fund primarily invests in fixed rate USD-denominated government-related and corporate investment grade bonds of the Asia ex-Japan region. Such investments involve special risks including interest rate risk, over-the-counter market risk, issuer risk, sovereign debt risk and illiquidity of bonds close to maturity risk.
- Investing in emerging markets involves a greater risk of loss than investing in more developed markets due to, among other factors, greater political, tax, economic, foreign exchange, liquidity and regulatory risks.
- The units of the Fund may trade at a substantial premium or discount to their NAV.
- The Fund is subject to tracking error risks due to factors such as fees and expenses, the representative sampling strategy adopted by the Manager and the liquidity of the underlying bonds.
- The Fund's Base Currency is in HKD but has units traded in USD (in addition to HKD). Investors may be subject to additional costs or losses associated with foreign currency fluctuations between the Base Currency and the USD trading currency when trading units in the secondary market.
- If there is a suspension of the inter-counter transfer of units between the counters and/or any limitation on the level of services provided by brokers and CCASS participants, unitholders will only be able to trade their units in one counter, which may inhibit or delay an investor dealing.
- The market price of units traded in each counter may deviate significantly due to different factors such as market liquidity, market supply and demand in each counter and the exchange rate fluctuations between HKD and USD.

▲ Investment Objective

The investment objective of the ChinaAMC Asia USD Investment Grade Bond ETF is to provide investment results that, before fees and expenses, closely correspond to the performance of the Bloomberg Asia USD Investment Grade Bond Index.

▲ Fund Information ¹

Investment Manager	China Asset Management (Hong Kong) Limited
Investment Delegate	Mackenzie Financial Corporation – Canada (external delegation)
Trustee	State Street Trust (HK) Limited
Custodian	State Street Bank and Trust Company
Management Fee	0.35% p.a.
Base Currency	HKD
Fund Size	HKD 101.72 million
NAV per Unit ⁵	HKD 15.0702
Dividend Frequency ³	Quarterly
Index	Bloomberg Asia USD Investment Grade Bond Index
Bloomberg Index Ticker	BAIGTRUU Index
Exchange Listing	The Stock Exchange of Hong Kong Limited - Main Board
ETF Website	https://www.chinaamc.com.hk/product/chinaamc-asia-usd-investment-grade-bond-etf-3141-hk-9141-hk/

Source: Data as of 27 Feb 2026, Bloomberg, unless specified otherwise.

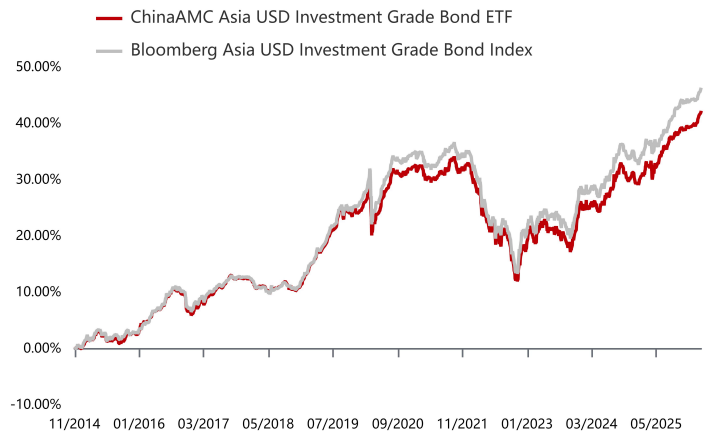
▲ Secondary Market Trading Information

	Commencement of Dealing	Trading Currency	Trading Board Lot Size	Bloomberg Fund Ticker	ISIN Code
HKD Counter	2014-11-13	HKD	200 Units	3141 HK Equity	HK0000221389
USD Counter	2019-03-11	USD	200 Units	9141 HK Equity	HK0000221389

▲ Latest Fund Distribution ³

Ex-dividend Date	Distribution
2026-01-05	HKD 0.1300
2025-10-02	HKD 0.1300
2025-07-02	HKD 0.1200

▲ Fund Performance ^{2,4}



▲ Cumulative Performance (%) ²

	1 Month	3 Month	6 Month	1 Year	3 Year	5 Year
ChinaAMC Asia USD Investment Grade Bond ETF	1.49	1.80	3.55	6.97	19.24	8.46
Bloomberg Asia USD Investment Grade Bond Index	1.36	1.42	3.45	6.85	20.94	9.51

▲ Yearly Performance (%) ²

	2021	2022	2023	2024	2025	2026 YTD
ChinaAMC Asia USD Investment Grade Bond ETF	0.01	-11.45	7.16	2.93	7.71	1.95
Bloomberg Asia USD Investment Grade Bond Index	-0.05	-11.18	7.39	3.68	8.09	1.45

¹ Please refer to the Fund's prospectus for further details (including fees).

² Past performance information is not indicative of future performance. Investors may not get back the full amount invested. The computation basis of the performance is calculated on a daily NAV-to-NAV basis, with dividend reinvested (in case of distributing/distribution unit/share class, without dividend reinvested), daily NAV is zero if units or shares of a fund, sub-fund or share class are fully redeemed. Where no past performance is shown, meaning there was insufficient data available in that period to calculate and provide fair performance. Performance analytics here refer to HKD counter unit. Since 28 May 2021, the Manager of the Fund changed from BMO Global Asset Management (Asia) Limited to China Asset Management (Hong Kong) Limited and the investment management function of the Fund has been delegated to Mackenzie Financial Corporation. The performance of the Fund prior to 28 May 2021 was achieved under circumstances that no longer apply.

³ The Manager intends to distribute income to unitholders at least quarterly (usually in March, June, September and December of each year). There is no guarantee of regular distribution payments, or the amount being distributed. There is no current intention to make distribution out of capital or effectively out of capital. Distributions on all Units (whether traded in HKD. Unitholders may have to bear the fees and charges associated with the conversion of such distributions from HKD to USD or any other currency.

⁴ Calculated since November 7, 2014, the first official NAV date of the fund.

⁵ The latest NAV per Unit is available on the Manager's website at <https://www.chinaamc.com.hk/product/chinaamc-asia-usd-investment-grade-bond-etf-3141-hk-9141-hk/>.

Source: China Asset Management (Hong Kong) Limited and Bloomberg unless specified otherwise.

ChinaAMC Asia USD Investment Grade Bond ETF

(Stock Code: 3141 HK/ 9141 HK)



Fund Factsheet | As of 27 Feb 2026 New Capital Investment Entrant Scheme (New CIES) Eligible fund

▲ Participating Dealers

ABN AMRO Clearing Hong Kong Limited
 BNP Paribas
 China Merchants Securities (HK) Co., Limited
 DBS Vickers (Hong Kong) Limited
 Goldman Sachs (Asia) Securities Limited
 Haitong International Securities Company Limited
 Huatai Financial Holdings (Hong Kong) Limited
 Korea Investment & Securities Asia Limited
 Merrill Lynch Far East Limited
 Mirae Asset Securities (HK) Limited
 Phillip Securities (Hong Kong) Limited
 Yue Xiu Securities Company Limited

▲ Market Makers

HKD Counter
 Flow Traders Hong Kong Limited
USD Counter
 Flow Traders Hong Kong Limited

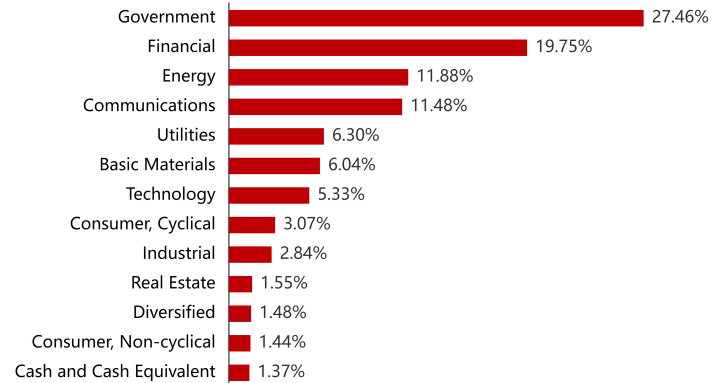
Note: Please refer to the Hong Kong Exchange and Clearing Limited website at www.hkex.com.hk for the latest lists of Market Makers.

▲ Top 10 Holdings

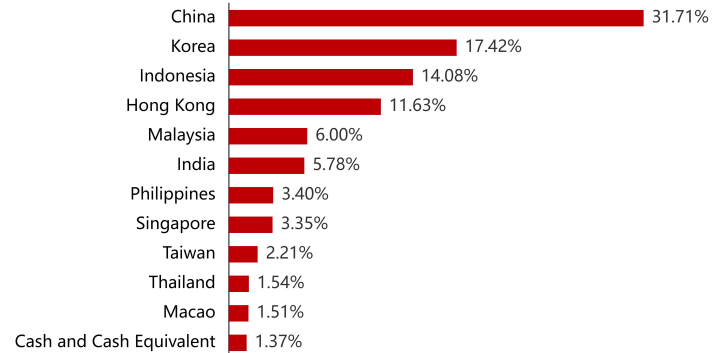
Security Name	Weight(%)
TENCENT HOLDINGS LTD SR UNSECURED REGS 04/29 3.975	3.09%
KOREA DEVELOPMENT BANK SR UNSECURED 02/27 4.625	2.33%
TSMC GLOBAL LTD COMPANY GUAR REGS 09/27 1	2.21%
STATE GRID OVERSEAS INV COMPANY GUAR REGS 05/28 4.25	1.95%
TEMASEK FINANCIAL I LTD COMPANY GUAR 144A 08/28 3.625	1.92%
LENOVO GROUP LTD SR UNSECURED REGS 07/32 6.536	1.70%
EXPORT IMPORT BANK KOREA SR UNSECURED 01/33 5.125	1.63%
PETRONAS CAPITAL LTD COMPANY GUAR REGS 04/35 5.34	1.62%
KOREA HOUSING FINANCE CO SR UNSECURED REGS 01/30 5.125	1.61%
BOC AVIATION USA CORP COMPANY GUAR REGS 05/33 4.875	1.59%

▲ Portfolio Allocation

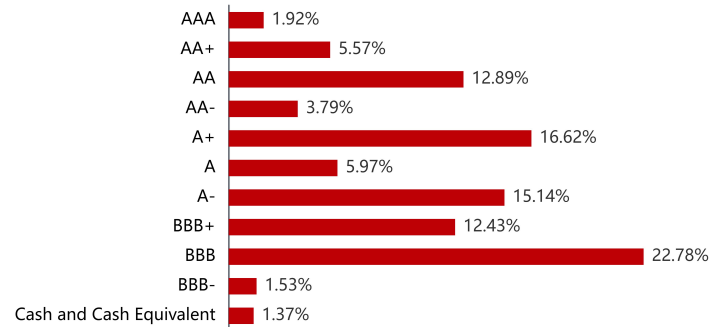
Sector Exposure (%)



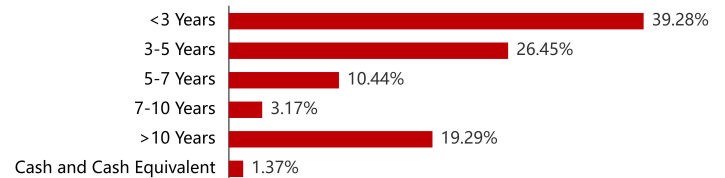
Geographical Exposure (%)



Credit Rating Allocation (%)¹



Maturity Allocation (%)



¹ Credit rating is calculated using the "Best Rating Approach", by referencing to the credit ratings of three credit rating agencies: Moody's, Fitch and S&P and using the highest rating among the three ratings. Source: China Asset Management (Hong Kong) Limited and Bloomberg unless specified otherwise. Data As of 27 Feb 2026.

Customer Hotline: (852) 3406 8686 Website: www.chinaamc.com.hk Email: hkfund_services@chinaamc.com

Important Note
 Investment involves risks. The price of the Fund's units may go up as well as down. Past performance is not indicative of future performance, future return is not guaranteed and a loss of your original capital may occur. This material does not constitute an offer or solicitation of any transaction in any securities or collective investment schemes, nor does it constitute any investment advice. This document is provided for information purposes only and shall not be relied upon for making any investment decision. Certain information or data in this document has been obtained from unaffiliated third parties; we have reasonable belief that such information or data is accurate, complete and up to the date as indicated; China Asset Management (Hong Kong) Limited accepts responsibility for accurately reproducing such data and information but makes no warranty or representation as to the completeness and accuracy of data and information sourced from such unaffiliated third parties. You should read the Fund's offering documents for further details, including risk factors. If necessary, you should seek independent professional advice. This material has been prepared and issued by China Asset Management (Hong Kong) Limited. This material has not been reviewed by the Securities and Futures Commission.

Index Disclaimer
 BLOOMBERG® is a trademark and service mark of Bloomberg Finance L.P. and its affiliates (collectively "Bloomberg"). Bloomberg or Bloomberg's licensors own all proprietary rights in the Bloomberg Indices. Bloomberg is not affiliated with China Asset Management (Hong Kong) Limited ("ChinaAMC (HK)"), and neither approves, endorses, reviews or recommends ChinaAMC Asia USD Investment Grade Bond ETF. Bloomberg does not guarantee the timeliness, accurateness or completeness of any data or information relating to Bloomberg Asia USD Investment Grade Bond Index, and neither shall be liable in any way to the ChinaAMC(HK) investors in ChinaAMC Asia USD Investment Grade Bond ETF or other third parties in respect of the use or accuracy of the Bloomberg Asia USD Investment Grade Bond Index or any data included therein.