

ChinaAMC Asia USD Investment Grade Bond ETF (Stock Code: 3141 / 9141)

Fund Factsheet



As of 31 Jan 2023

37/F, Bank of China Tower, 1 Garden Road, Hong Kong

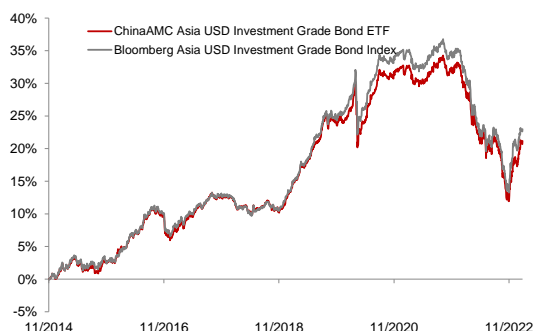
Investment involves risks, including the loss of principle. Past performance is not indicative of future results. Before investing in the ChinaAMC Asia USD Investment Grade Bond ETF (the "Fund"), investor should refer to the Fund's prospectus for details, including the risk factors. You should not make investment decision based on the information on this material alone. Please note:

- The Fund aims to provide investment results that, before fees and expenses, closely correspond to the performance of the Bloomberg Asia USD Investment Grade Bond Index. The Fund primarily invests in fixed rate USD-denominated government-related and corporate investment grade bonds of the Asia ex-Japan region. Such investments involve special risks including interest rate risk, over-the-counter market risk, issuer risk, sovereign debt risk and illiquidity of bonds close to maturity risk.
- Investing in emerging markets involves a greater risk of loss than investing in more developed markets due to, among other factors, greater political, tax, economic, foreign exchange, liquidity and regulatory risks.
- The units of the Fund may trade at a substantial premium or discount to their NAV.
- The Fund is subject to tracking error risks due to factors such as fees and expenses, the representative sampling strategy adopted by the Manager and the liquidity of the underlying bonds.
- The Fund's Base Currency is in HKD but has units traded in USD (in addition to HKD). Investors may be subject to additional costs or losses associated with foreign currency fluctuations between the Base Currency and the USD trading currency when trading units in the secondary market.
- If there is a suspension of the inter-counter transfer of units between the counters and/or any limitation on the level of services provided by brokers and CCASS participants, unitholders will only be able to trade their units in one counter, which may inhibit or delay an investor dealing.
- The market price of units traded in each counter may deviate significantly due to different factors such as market liquidity, market supply and demand in each counter and the exchange rate fluctuations between HKD and USD.

▲ Investment Objective

ChinaAMC Asia USD Investment Grade Bond ETF aims to provide investment results that, before fees and expenses, closely correspond to the performance of the Bloomberg Asia USD Investment Grade Bond Index.

▲ Fund Performance¹



Latest Fund Distribution⁴

Record Date	Distribution (HKD)
05-Jan-2023	0.11
07-Oct-2022	0.11
07-Jul-2022	0.11

▲ Fund Information²

Manager	China Asset Management (Hong Kong) Limited
Investment Delegate	Mackenzie Financial Corporation – Canada (external delegation)
Trustee	State Street Trust (HK) Limited
Custodian	State Street Bank and Trust Company
Total Expense Ratio ³	0.35% p.a.
Base Currency	HKD
Dividend frequency ⁴	Quarterly
NAV per Unit ⁶	HKD 14.153
Index	Bloomberg Asia USD Investment Grade Bond Index
Bloomberg Index Ticker	BAIGTRUU Index
Net Asset (HKD)	HKD 396.98 million
Exchange Listing	The Stock Exchange of Hong Kong Limited - Main Board
ETF Website	https://www.chinaamc.com.hk/product/chinaamc-asia-usd-investment-grade-bond-etf-3141-hk-9141-hk/

Secondary Market Trading Information

	HKD Counter	USD Counter
Commencement of Dealing	13-Nov-2014	11-Mar-2019
Stock Code	3141	9141
Trading Currency	HKD	USD
Trading Board Lot Size	200 Units	200 Units
Bloomberg Fund Ticker	3141 HK Equity	9141 HK Equity
ISIN Code	HK0000221389	HK0000478708
SEDOL	BRWQDM7	BJFBHD2

▲ Cumulative Return¹

	1 Month	6 Month	1-Year	3-Year	5-Year	Since Inception ⁵
ChinaAMC Asia USD Investment Grade Bond ETF ¹	+3.11%	-0.54%	-6.67%	-3.98%	+8.36%	+21.17% ⁵
Bloomberg Asia USD Investment Grade Bond Index	+2.54%	+0.16%	-6.85%	-3.91%	+9.89%	+22.99% ⁵

▲ Yearly Return¹

	2018	2019	2020	2021	2022	2023YTD
ChinaAMC Asia USD Investment Grade Bond ETF ¹	-0.04%	+10.37%	+6.71%	+0.01%	-11.45%	+3.11%
Bloomberg Asia USD Investment Grade Bond Index	+0.13%	+11.14%	+7.53%	-0.05%	-11.18%	+2.54%

¹ Past performance information is not indicative of future performance. Investors may not get back the full amount invested. The computation basis of the performance is calculated on NAV-to-NAV, with dividend reinvested. Performance analytics here refer to HKD counter unit. Since 28 May 2021, the Manager of the Fund changed from BMO Global Asset Management (Asia) Limited to China Asset Management (Hong Kong) Limited and the investment management function of the Fund has been delegated to Mackenzie Financial Corporation. The performance of the Fund prior to 28 May 2021 was achieved under circumstances that no longer apply.

² Please refer to the Fund's prospectus for further details (including fees).

³ Total expense ratio is based on expenses for the year ended 31 December 2021, which include management fee, trust fee, etc. It does not represent tracking error.

⁴ There is no guarantee of regular distribution payments, or the amount being distributed. There is no current intention to make distribution out of capital or effectively out of capital. Distributions on all Units (whether traded in HKD or USD counter) will be in HKD only. Unitholders may have to bear the fees and charges associated with the conversion of such distributions from HKD to USD or any other currency.

⁵ Calculated since November 7, 2014, the first official NAV date of the fund.

⁶ The latest NAV per Unit is available on the Manager's website at https://www.chinaamc.com.hk/en/products/eti/ChinaAMC_Asia_USD_Investment_Grade_Bond ETF/fund-details.html.

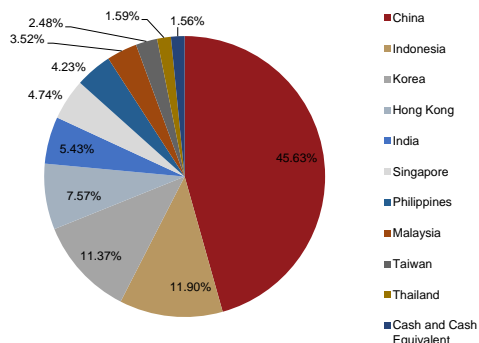
⁷ Source: © 2023 Morningstar. All Rights Reserved. Data as of 31 Jan 2023.

Source: China Asset Management (Hong Kong) Limited and Bloomberg unless specified otherwise.

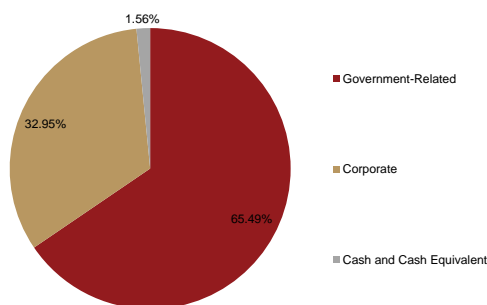
ChinaAMC Asia USD Investment Grade Bond ETF (Stock Code: 3141 / 9141) Fund Factsheet



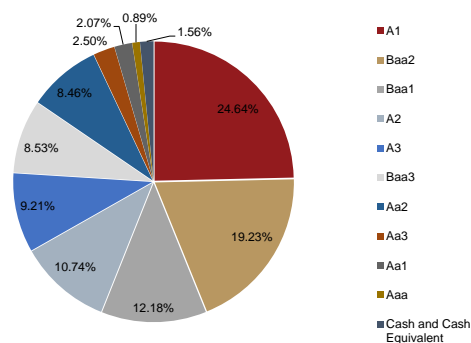
▲ Geographic Allocation



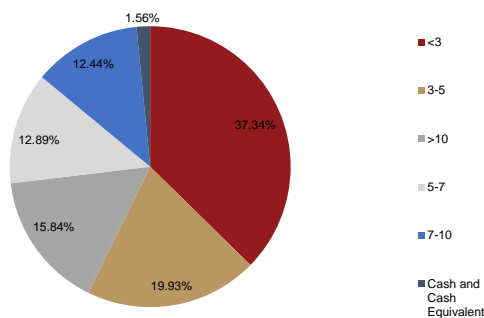
▲ Sector Allocation



▲ Credit Rating Allocation



▲ Maturity Allocation



▲ Portfolio Characteristics*

Number of Securities	225
Average YTM	5.06%
Average Coupon	3.37%
Average Duration	5.18 years

▲ Participating Dealers

ABN AMRO Clearing Hong Kong Limited
BNP Paribas Securities Services
China Merchants Securities (HK) Co., Limited
Goldman Sachs (Asia) Securities Limited
Haitong International Securities Company Limited
Korea Investment & Securities Asia Limited
Mirae Asset Securities (HK) Limited
Phillip Securities (Hong Kong) Limited

▲ Top 5 Holdings

Security Name	Weight
REPUBLIC OF INDONESIA SR UNSECURED REGS 02/3	1.37%
PROSUS NV SR UNSECURED REGS 08/50 4.027	1.34%
PERUSAHAAN PENERBIT SBSN SR UNSECURED REG	0.99%
CNOOC FINANCE 2014 ULC COMPANY GUAR 04/24 4.2	0.98%
IND + COMM BK CHINA/NY SR UNSECURED 11/27 3.53	0.96%

▲ Market Makers

Flow Traders Hong Kong Limited (HKD / USD counters)
Jane Street Financial Limited (HKD / USD counters)

Note: Please refer to the Hong Kong Exchange and Clearing Limited website at www.hkex.com.hk for the latest lists of Market Makers.

About China Asset Management Co., Ltd.

China Asset Management Co., Ltd. ("ChinaAMC"), the parent company of China Asset Management (Hong Kong) Limited, is a leading passive fund manager in mainland China. It launched one of the first enhanced index funds in mainland China in 1999 and the country's first ETF in 2004. ChinaAMC also manages a number of equity and bond index funds in mainland China.

Customer Hotline: (852) 3406 8686

Website: www.chinaamc.com.hk

Email: hkfund_services@chinaamc.com

*Note: The Yield to Maturity (YTM) of a portfolio is the weighted average Yield to Maturity of underlying bonds in gross in the portfolio. Calculations of Yield to Maturity take into account the bond's current market price, par value, coupon interest rate and term to maturity. The figure is not the dividend yield received by the investors. A positive distribution yield does not imply a positive return.

Risk Warning
Investment involves risks. The price of the Fund's units may go up as well as down. Past performance is not indicative of future performance, future return is not guaranteed and a loss of your original capital may occur. This material does not constitute an offer or solicitation of any transaction in any securities or collective investment schemes, nor does it constitute any investment advice. This document is provided for information purposes only and shall not be relied upon for making any investment decision. Certain information or data in this document has been obtained from unaffiliated third parties; we have reasonable belief that such information or data is accurate, complete and up to the date as indicated; China Asset Management (Hong Kong) Limited accepts responsibility for accurately reproducing such data and information but makes no warranty or representation as to the completeness and accuracy of data and information sourced from such unaffiliated third parties. You should read the Fund's offering documents for further details, including risk factors. If necessary, you should seek independent professional advice. This material has been prepared and issued by China Asset Management (Hong Kong) Limited. This material has not been reviewed by the Securities and Futures Commission.

Index Disclaimer

BLOOMBERG® is a trademark and service mark of Bloomberg Finance L.P. and its affiliates (collectively "Bloomberg"). Bloomberg or Bloomberg's licensors own all proprietary rights in the Bloomberg Indices. Bloomberg is not affiliated with China Asset Management (Hong Kong) Limited ("ChinaAMC (HK)"), and neither approves, endorses, reviews or recommends ChinaAMC Asia USD Investment Grade Bond ETF. Bloomberg does not guarantee the timeliness, accurateness or completeness of any data or information relating to Bloomberg Asia USD Investment Grade Bond Index, and neither shall be liable in any way to the ChinaAMC(HK) investors in ChinaAMC Asia USD Investment Grade Bond ETF or other third parties in respect of the use or accuracy of the Bloomberg Asia USD Investment Grade Bond Index or any data included there in.