

# ChinaAMC MSCI Asia Pacific Real Estate ETF (Stock Code: 3121)

## Fund Factsheet



As of 30 Nov 2022

37/F, Bank of China Tower, 1 Garden Road, Hong Kong

Investment involves risks, including the loss of principle. Past performance is not indicative of future results. Before investing in the ChinaAMC MSCI Asia Pacific Real Estate ETF (the "Fund"), investor should refer to the Fund's prospectus for details, including the risk factors. You should not make investment decision based on the information on this material alone. Please note:

- The Fund aims to provide investment results that, before fees and expenses, closely correspond to the performance of the MSCI AC Asia Pacific Real Estate Index.
- The Fund primarily invests in securities in the real estate sector in the Asia Pacific region, including real estate investment trusts (REITs). The Fund is subject to concentration risk as a result of tracking the performance of a single geographical region (Asia) and industry (real estate sector). It is likely to be more volatile than a broad-based fund as it is more susceptible to fluctuations in value resulting from adverse conditions in Asia and the real estate sector. There are risks associated with the real estate sector and REITs in particular.
- Investing in emerging markets involves a greater risk of loss than investing in more developed markets due to, among other factors, greater political, tax, economic, foreign exchange, liquidity and regulatory risks.
- The units of the Fund may trade at a substantial premium or discount to their NAV.
- The Fund is subject to tracking error risks due to factors such as fees and expenses and the representative sampling strategy that may be adopted by the Manager.

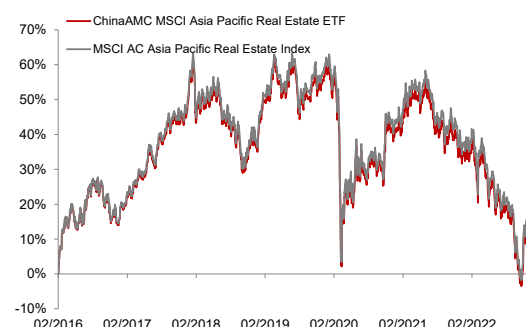
### ▲ Investment Objective

ChinaAMC MSCI Asia Pacific Real Estate ETF aims to provide investment results that, before fees and expenses, closely correspond to the performance of the MSCI AC Asia Pacific Real Estate Index.

### ▲ Fund Information<sup>2</sup>

Manager	China Asset Management (Hong Kong) Limited
Investment Delegate	Mackenzie Financial Corporation – Canada (external delegation)
Trustee	State Street Trust (HK) Limited
Total Expense Ratio <sup>3</sup>	0.45% p.a.
Base Currency	HKD
Index	MSCI AC Asia Pacific Real Estate Index
Bloomberg Index Ticker	M1CXBMOA Index
Total Net Asset	HKD 5.93 million
NAV per Unit <sup>4</sup>	HKD 7.416
Distribution Frequency <sup>7</sup>	Semi-annually
Exchange Listing	The Stock Exchange of Hong Kong Limited - Main Board
ETF Website	<a href="https://www.chinaamc.com.hk/product/chinaamc-msci-asia-pacific-real-estate-etf-3121-hk/">https://www.chinaamc.com.hk/product/chinaamc-msci-asia-pacific-real-estate-etf-3121-hk/</a>

### ▲ Fund Performance<sup>1</sup>



### Secondary Market Trading Information

	<b>HKD Counter</b>
Commencement of Dealing	18-Feb-2016
Stock Code	3121
Trading Currency	HKD
Trading Board Lot Size	200 Units
Bloomberg Fund Ticker	3121 HK Equity
ISIN Code	HK0000281011
SEDOL	BYSY2V6

### Fund Characteristics

Number of Securities	74
Index Market Cap (US \$B)	391
Portfolio Yield (%) <sup>6</sup>	3.35

### Latest Fund Distribution<sup>7</sup>

Record Date	Distribution (HKD)
07-Oct-2022	0.10
06-Apr-2022	0.12
05-Oct-2021	0.10

### ▲ Cumulative Return<sup>1</sup>

	1 Month	6 Month	1-Year	3-Year	5-Year	Since Inception
ChinaAMC MSCI Asia Pacific Real Estate ETF <sup>1</sup>	+18.77%	-9.43%	-14.19%	-25.12%	-20.79%	+14.60% <sup>5</sup>
MSCI AC Asia Pacific Real Estate Index	+19.02%	-9.51%	-14.32%	-24.73%	-19.98%	+16.81% <sup>5</sup>

### ▲ Yearly Return<sup>1</sup>

	2017	2018	2019	2020	2021	2022YTD
ChinaAMC MSCI Asia Pacific Real Estate ETF <sup>1</sup>	+28.89%	-7.63%	+15.56%	-10.68%	-4.91%	-14.93%
MSCI AC Asia Pacific Real Estate Index	+29.55%	-7.58%	+16.14%	-10.49%	-4.53%	-15.10%

<sup>1</sup> Past performance information is not indicative of future performance. Investors may not get back the full amount invested. The computation basis of the performance is based on NAV-To-NAV, with dividend reinvested. Since 28 May 2021, the Manager of the Fund changed from BMO Global Asset Management (Asia) Limited to China Asset Management (Hong Kong) Limited and the investment management function of the Fund has been delegated to Mackenzie Financial Corporation. The performance of the Fund prior to 28 May 2021 was achieved under circumstances that no longer apply.

<sup>2</sup> Please refer to the Fund's prospectus for further details (including fees).

<sup>3</sup> Total expense ratio is based on expenses for the year ended 31 December 2021, which include management fee, trust fee, etc. It does not represent tracking error.

<sup>4</sup> The latest NAV per Unit is available on the Manager's website at [https://www.chinaamc.com.hk/en/products/etf/ChinaAMC\\_MSCI\\_Asia\\_Pacific\\_Real\\_Estate\\_ETF/fund-details.html](https://www.chinaamc.com.hk/en/products/etf/ChinaAMC_MSCI_Asia_Pacific_Real_Estate_ETF/fund-details.html)

<sup>5</sup> Calculated since February 12, 2016, the first official NAV date of the fund.

<sup>6</sup> Weighted average of the sum of the trailing 12-month gross dividends for each equity holding divided by the total market value of the equity holdings.

<sup>7</sup> There is no guarantee of regular distribution payments, or the amount being distributed. There is no current intention to make distribution out of capital or effectively out of capital.

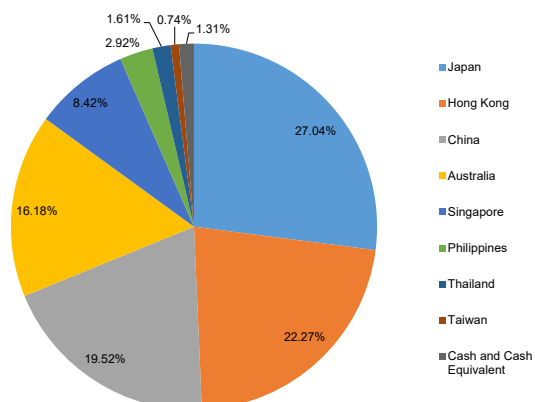
Source: China Asset Management (Hong Kong) Limited and Bloomberg unless specified otherwise.

# ChinaAMC MSCI Asia Pacific Real Estate ETF (Stock Code: 3121)

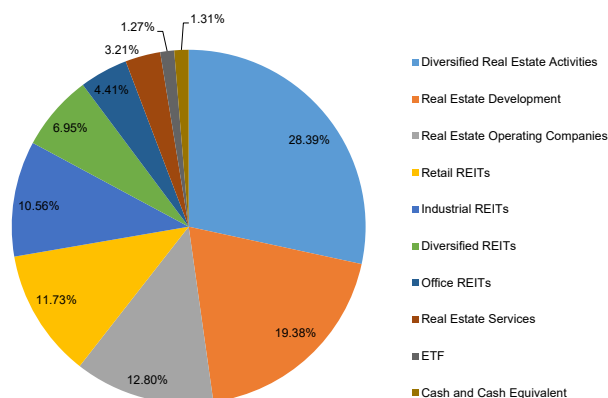
## Fund Factsheet



### ▲ Geographic Allocation



### ▲ Sector Allocation



### ▲ Top 10 Holdings

Security Name	Weight
GOODMAN GROUP REIT	5.43%
mitsui fudosan CO LTD COMMON STOCK	4.54%
SUN HUNG KAI PROPERTIES COMMON STOCK	4.35%
MITSUBISHI ESTATE CO LTD COMMON STOCK	4.18%
CHINA RESOURCES LAND LTD COMMON STOCK HKD.1	3.71%
LINK REIT REIT	3.58%
DAIWA HOUSE INDUSTRY CO LTD COMMON STOCK	3.47%
CK ASSET HOLDINGS LTD COMMON STOCK HKD1.0	2.98%
KE HOLDINGS INC ADR ADR USD.00002	2.85%
CHINA OVERSEAS LAND + INVEST COMMON STOCK	2.65%

### ▲ Participating Dealers

BNP Paribas Securities Services  
 Goldman Sachs (Asia) Securities Limited  
 Haitong International Securities Company Limited  
 Mirae Asset Securities (HK) Limited  
 Phillip Securities (Hong Kong) Limited  
 Korea Investment & Securities Asia Limited

### ▲ Market Makers

**HKD Counter**  
 Vivienne Court Trading Pty. Ltd.

Note: Please refer to the Hong Kong Exchange and Clearing Limited website at [www.hkex.com.hk](http://www.hkex.com.hk) for the latest lists of Market Makers.

### About China Asset Management Co., Ltd.

China Asset Management Co., Ltd. ("ChinaAMC"), the parent company of China Asset Management (Hong Kong) Limited, is a leading passive fund manager in mainland China. It launched one of the first enhanced index funds in mainland China in 1999 and the country's first ETF in 2004. ChinaAMC also manages a number of equity and bond index funds in mainland China.

**Customer Hotline: (852) 3406 8686**

**Website: [www.chinaamc.com.hk](http://www.chinaamc.com.hk)**

**Email: [hkfund\\_services@chinaamc.com](mailto:hkfund_services@chinaamc.com)**

#### Risk Warning

Investment involves risks. The price of the Fund's units may go up as well as down. Past performance is not indicative of future performance, future return is not guaranteed and a loss of your original capital may occur. This material does not constitute an offer or solicitation of any transaction in any securities or collective investment schemes, nor does it constitute any investment advice. This document is provided for information purposes only and shall not be relied upon for making any investment decision. Certain information or data in this document has been obtained from unaffiliated third parties; we have reasonable belief that such information or data is accurate, complete and up to the date as indicated; China Asset Management (Hong Kong) Limited accepts responsibility for accurately reproducing such data and information but makes no warranty or representation as to the completeness and accuracy of data and information sourced from such unaffiliated third parties. You should read the Fund's offering documents for further details, including risk factors. If necessary, you should seek independent professional advice. This material has been prepared and issued by China Asset Management (Hong Kong) Limited. This material has not been reviewed by the Securities and Futures Commission.

#### Index Disclaimer

The funds or securities referred to herein are not sponsored, endorsed, or promoted by MSCI, and MSCI bears no liability with respect to any such funds or securities or any index on which such funds or securities are based. The ChinaAMC Global ETF Series II Prospectus contains a more detailed description of the limited relationship MSCI has with China Asset Management (Hong Kong) Limited ("ChinaAMC (HK)") and any related funds.