

ChinaAMC NASDAQ 100 ETF (Stock Code: 3086/9086)

Fund Factsheet



As of 30 Nov 2023

37/F, Bank of China Tower, 1 Garden Road, Hong Kong

Investment involves risks, including the loss of principle. Past performance is not indicative of future results. Before investing in the ChinaAMC NASDAQ 100 ETF (the "Fund"), investor should refer to the Fund's prospectus for details, including the risk factors. You should not make investment decision based on the information on this material alone. Please note:

- The Fund aims to provide investment results that, before fees and expenses, closely correspond to the performance of the NASDAQ-100 Index. The Fund concentrates its investment in securities listed on the NASDAQ Stock Market and is subject to concentration risk as a result of tracking the performance of markets in a single country (the US) and securities listed on a single exchange (the NASDAQ Stock Market). It is likely to be more volatile than a broad-based fund as it is more susceptible to fluctuations in value resulting from adverse conditions in the US. The value of securities in the Fund's portfolio may change on days when investors will not be able to purchase or sell units of the Fund as the NASDAQ Stock Market will be open when units of the Fund are not priced.
- The units of the Fund may trade at a substantial premium or discount to their NAV.
- The Fund is subject to tracking error risks due to factors such as fees and expenses and the representative sampling strategy that may be adopted by the Manager.
- The Fund's Base Currency is in HKD but has units traded in USD (in addition to HKD). Investors may be subject to additional costs or losses associated with foreign currency fluctuations between the Base Currency and the USD trading currency when trading units in the secondary market.
- If there is a suspension of the inter-counter transfer of units between the counters and/or any limitation on the level of services provided by brokers and CCASS participants, unitholders will only be able to trade their units in one counter, which may inhibit or delay an investor dealing.
- The market price of units traded in each counter may deviate significantly due to different factors such as market liquidity, market supply and demand in each counter and the exchange rate fluctuations between HKD and USD.

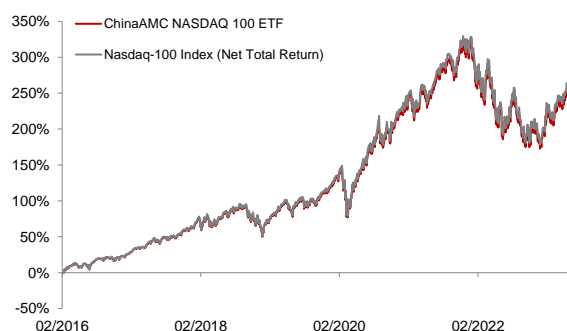
▲ Investment Objective

ChinaAMC NASDAQ 100 ETF aims to provide investment results that, before fees and expenses, closely correspond to the performance of the NASDAQ-100 Index.

▲ Fund Information²

Manager	China Asset Management (Hong Kong) Limited
Investment Delegate	Mackenzie Financial Corporation – Canada (external delegation)
Trustee	State Street Trust (HK) Limited
Total Expense Ratio ³	0.30% p.a.
Base Currency	HKD
Index	Nasdaq-100 Index
Bloomberg Index Ticker	XNDXNHKD Index
Total Net Asset	HKD 466.18 million
NAV per Unit ⁴	HKD 32.374
Distribution Frequency ⁷	Semi-annually
Exchange Listing	The Stock Exchange of Hong Kong Limited - Main Board
ETF Website	https://www.chinaamc.com.hk/product/chinaamc-nasdaq-100-etf-3086-hk-9086-hk/

▲ Fund Performance¹



Secondary Market Trading Information

	HKD Counter	USD Counter
Commencement of Dealing	18-Feb-2016	11-Mar-2019
Stock Code	3086	9086
Trading Currency	HKD	USD
Trading Board Lot Size	200 Units	200 Units
Bloomberg Fund Ticker	3086 HK Equity	9086 HK Equity
ISIN Code	HK0000280989	HK0000478740
SEDOL	BYSY2W7	BJFBHJ8

Fund Characteristics

Number of Securities	101
Index Market Cap (US \$B)	18,456
Portfolio Yield (%) ⁶	1.41

Latest Fund Distribution⁷

Record Date	Distribution (HKD)
06-Oct-2023	0.04
04-Apr-2023	0.02
07-Oct-2022	0.04

▲ Cumulative Return¹

	1 Month	6 Month	1-Year	3-Year	5-Year	Since Inception ⁵
ChinaAMC NASDAQ 100 ETF ¹	+10.53%	+11.82%	+33.13%	+31.92%	+132.41%	+309.42%
Nasdaq-100 Index (Net Total Return)	+10.57%	+11.96%	+33.46%	+33.17%	+136.13%	+319.47%

▲ Yearly Return¹

	2018	2019	2020	2021	2022	2023YTD
ChinaAMC NASDAQ 100 ETF ¹	-0.33%	+37.83%	+47.17%	+27.44%	-32.63%	+46.29%
Nasdaq-100 Index (Net Total Return)	-0.14%	+38.32%	+47.76%	+27.94%	-32.49%	+46.71%

¹ Past performance information is not indicative of future performance. Investors may not get back the full amount invested. The computation basis of the performance is based on NAV-To-NAV, with dividend reinvested. Performance analytics here refer to HKD counter unit. Since 28 May 2021, the Manager of the Fund changed from BMO Global Asset Management (Asia) Limited to China Asset Management (Hong Kong) Limited and the investment management function of the Fund has been delegated to Mackenzie Financial Corporation. The performance of the Fund prior to 28 May 2021 was achieved under circumstances that no longer apply.

² Please refer to the Fund's prospectus for further details (including fees).

³ Total expense ratio is based on expenses for the year ended 31 December 2022, which include management fee, trust fee, etc. It does not represent tracking error.

⁴ The latest NAV per Unit is available on the Manager's website at <https://www.chinaamc.com.hk/product/chinaamc-nasdaq-100-etf-3086-hk-9086-hk/>

⁵ Calculated since February 12, 2016, the first official NAV date of the fund.

⁶ Weighted average of the sum of the trailing 12-month gross dividends for each equity holding divided by the total market value of the equity holdings.

⁷ The Manager intends to distribute income to unitholders at least semi-annually (usually in March and September of each year). There is no guarantee of regular distribution payments, or the amount being distributed. There is no current intention to make distribution out of capital or effectively out of capital. Distributions on all Units (whether traded in HKD or USD counter) will be in HKD only. Unitholders may have to bear the fees and charges associated with the conversion of such distributions from HKD to USD or any other currency.

⁸ Source: © 2023 Morningstar. All Rights Reserved. Data as of 30 Nov 2023.

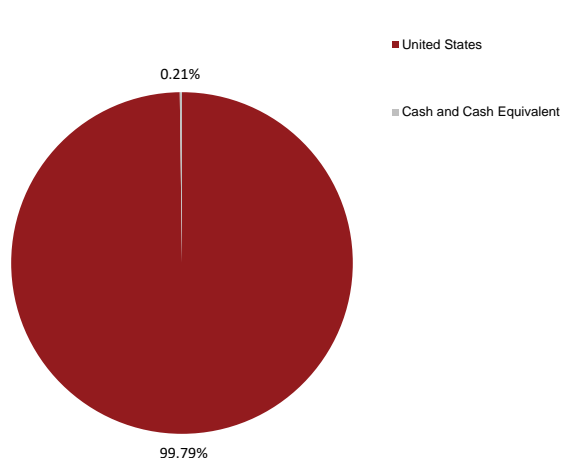
Source: China Asset Management (Hong Kong) Limited and Bloomberg unless specified otherwise.

ChinaAMC NASDAQ 100 ETF (Stock Code: 3086/9086)

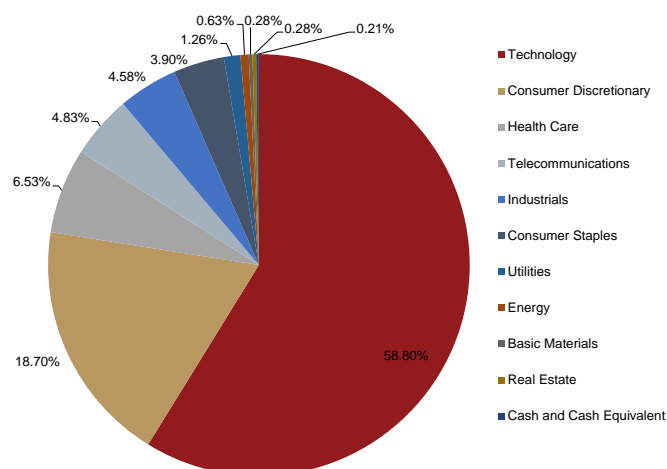
Fund Factsheet



▲ Geographic Allocation



▲ Sector Allocation



▲ Top 10 Holdings

Security Name	Weight
APPLE INC	11.03%
MICROSOFT CORP	10.46%
AMAZON.COM INC	5.60%
NVIDIA CORP	4.30%
META PLATFORMS INC-CLASS A	3.79%
BROADCOM INC	3.05%
ALPHABET INC-CL A	2.92%
ALPHABET INC-CL C	2.89%
TESLA INC	2.82%
ADOBE INC	2.22%

▲ Participating Dealers

ABN AMRO Clearing Hong Kong Limited
 BNP Paribas Securities Services
 China Merchants Securities (HK) Co., Limited
 DBS Vickers (Hong Kong) Limited
 Goldman Sachs (Asia) Securities Limited
 Haitong International Securities Company Limited
 Korea Investment & Securities Asia Limited
 Mirae Asset Securities (HK) Limited
 Phillip Securities (Hong Kong) Limited
 The Hongkong and Shanghai Banking Corporation Limited
 Yue Xiu Securities Company Limited

▲ Market Makers

HKD Counter

Flow Traders Hong Kong Limited
 HSBC Securities Brokers (Asia) Limited
 Mirae Asset Securities (HK) Limited

USD Counter

Flow Traders Hong Kong Limited

Note: Please refer to the Hong Kong Exchange and Clearing Limited website at www.hkex.com.hk for the latest lists of Market Makers.

China Asset Management (Hong Kong) Limited

Founded in 2008, China Asset Management (Hong Kong) Limited ("ChinaAMC (HK)") is a wholly-owned subsidiary of China Asset Management Company Limited and stands as one of the top Chinese fund management firms in Hong Kong. As a China-focused market leader, the company has amassed an impressive performance history in both active and passive investments over the past 15 years. Boasting robust expertise in a variety of asset classes, such as Greater China equities, Asian and global fixed income, and money markets, ChinaAMC (HK) adopts a global outlook to build a versatile platform catering to institutional and retail investors in the region and worldwide, all while envisioning "Beyond China Expert".

Customer Hotline: (852) 3406 8686

Website: www.chinaamc.com.hk

Email: hkfund_services@chinaamc.com

Risk Warning

Investment involves risks. The price of the Fund's units may go up as well as down. Past performance is not indicative of future performance, future return is not guaranteed and a loss of your original capital may occur. This material does not constitute an offer or solicitation of any transaction in any securities or collective investment schemes, nor does it constitute any investment advice. This document is provided for information purposes only and shall not be relied upon for making any investment decision. Certain information or data in this document has been obtained from unaffiliated third parties; we have reasonable belief that such information or data is accurate, complete and up to the date as indicated; China Asset Management (Hong Kong) Limited accepts responsibility for accurately reproducing such data and information but makes no warranty or representation as to the completeness and accuracy of data and information sourced from such unaffiliated third parties. You should read the Fund's offering documents for further details, including risk factors. If necessary, you should seek independent professional advice. This material has been prepared and issued by China Asset Management (Hong Kong) Limited. This material has not been reviewed by the Securities and Futures Commission.

Index Disclaimer

Nasdaq®, is a registered trademark of the Nasdaq, Inc. (referred to below as "Corporations" jointly with its affiliates) and is licensed for use by China Asset Management (Hong Kong) Limited ("ChinaAMC (HK)"). The Corporations bear no liability for the legality or suitability of ChinaAMC (HK)'s funds. ChinaAMC (HK)'s funds are not issued, subscribed, sold or promoted by the Corporations. The Corporations make no warranties and bears no liability with respect to ChinaAMC (HK)'s funds. For full version of index disclaimer, please refer to the respective fund prospectuses.