

ChinaAMC NASDAQ 100 ETF (Stock Code: 3086/9086)

Fund Factsheet



As of 31 Jul 2023

37/F, Bank of China Tower, 1 Garden Road, Hong Kong

Investment involves risks, including the loss of principle. Past performance is not indicative of future results. Before investing in the ChinaAMC NASDAQ 100 ETF (the "Fund"), investor should refer to the Fund's prospectus for details, including the risk factors. You should not make investment decision based on the information on this material alone. Please note:

- The Fund aims to provide investment results that, before fees and expenses, closely correspond to the performance of the NASDAQ-100 Index. The Fund concentrates its investment in securities listed on the NASDAQ Stock Market and is subject to concentration risk as a result of tracking the performance of markets in a single country (the US) and securities listed on a single exchange (the NASDAQ Stock Market). It is likely to be more volatile than a broad-based fund as it is more susceptible to fluctuations in value resulting from adverse conditions in the US. The value of securities in the Fund's portfolio may change on days when investors will not be able to purchase or sell units of the Fund as the NASDAQ Stock Market will be open when units of the Fund are not priced.
- The units of the Fund may trade at a substantial premium or discount to their NAV.
- The Fund is subject to tracking error risks due to factors such as fees and expenses and the representative sampling strategy that may be adopted by the Manager.
- The Fund's Base Currency is in HKD but has units traded in USD (in addition to HKD). Investors may be subject to additional costs or losses associated with foreign currency fluctuations between the Base Currency and the USD trading currency when trading units in the secondary market.
- If there is a suspension of the inter-counter transfer of units between the counters and/or any limitation on the level of services provided by brokers and CCASS participants, unitholders will only be able to trade their units in one counter, which may inhibit or delay an investor dealing.
- The market price of units traded in each counter may deviate significantly due to different factors such as market liquidity, market supply and demand in each counter and the exchange rate fluctuations between HKD and USD.

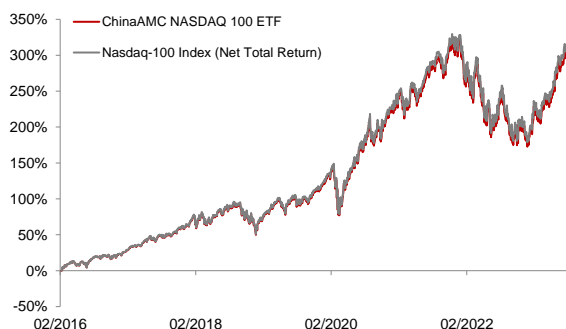
▲ Investment Objective

ChinaAMC NASDAQ 100 ETF aims to provide investment results that, before fees and expenses, closely correspond to the performance of the NASDAQ-100 Index.

▲ Fund Information²

| | |
|-------------------------------------|---|
| Manager | China Asset Management (Hong Kong) Limited |
| Investment Delegate | Mackenzie Financial Corporation – Canada (external delegation) |
| Trustee | State Street Trust (HK) Limited |
| Total Expense Ratio ³ | 0.30% p.a. |
| Base Currency | HKD |
| Index | Nasdaq-100 Index |
| Bloomberg Index Ticker | XNDXNHKD Index |
| Total Net Asset | HKD 488.45 million |
| NAV per Unit ⁴ | HKD 31.925 |
| Distribution Frequency ⁷ | Semi-annually |
| Exchange Listing | The Stock Exchange of Hong Kong Limited - Main Board |
| ETF Website | https://www.chinaamc.com.hk/product/chinaamc-nasdaq-100-etf-3086-hk-9086-hk/ |

▲ Fund Performance¹



Secondary Market Trading Information

| | HKD Counter | USD Counter |
|-------------------------|----------------|----------------|
| Commencement of Dealing | 18-Feb-2016 | 11-Mar-2019 |
| Stock Code | 3086 | 9086 |
| Trading Currency | HKD | USD |
| Trading Board Lot Size | 200 Units | 200 Units |
| Bloomberg Fund Ticker | 3086 HK Equity | 9086 HK Equity |
| ISIN Code | HK0000280989 | HK0000478740 |
| SEDOL | BYSY2W7 | BJFBHJ8 |

Fund Characteristics

| | |
|----------------------------------|--------|
| Number of Securities | 101 |
| Index Market Cap (US \$B) | 18,274 |
| Portfolio Yield (%) ⁶ | 1.42 |

Latest Fund Distribution⁷

| Record Date | Distribution (HKD) |
|-------------|--------------------|
| 04-Apr-2023 | 0.02 |
| 07-Oct-2022 | 0.04 |
| 06-Apr-2022 | 0.02 |

▲ Cumulative Return¹

| | 1 Month | 6 Month | 1-Year | 3-Year | 5-Year | Since Inception ⁵ |
|--------------------------------------|---------|---------|---------|---------|----------|------------------------------|
| ChinaAMC NASDAQ 100 ETF ¹ | +3.29% | +29.71% | +21.30% | +46.27% | +119.80% | +303.20% |
| Nasdaq-100 Index (Net Total Return) | +3.33% | +29.93% | +21.65% | +47.79% | +123.38% | +312.84% |

▲ Yearly Return¹

| | 2018 | 2019 | 2020 | 2021 | 2022 | 2023YTD |
|--------------------------------------|--------|---------|---------|---------|---------|---------|
| ChinaAMC NASDAQ 100 ETF ¹ | -0.33% | +37.83% | +47.17% | +27.44% | -32.63% | +44.07% |
| Nasdaq-100 Index (Net Total Return) | -0.14% | +38.32% | +47.76% | +27.94% | -32.49% | +44.39% |

¹ Past performance information is not indicative of future performance. Investors may not get back the full amount invested. The computation basis of the performance is based on NAV-To-NAV, with dividend reinvested. Performance analytics here refer to HKD counter unit. Since 28 May 2021, the Manager of the Fund changed from BMO Global Asset Management (Asia) Limited to China Asset Management (Hong Kong) Limited and the investment management function of the Fund has been delegated to Mackenzie Financial Corporation. The performance of the Fund prior to 28 May 2021 was achieved under circumstances that no longer apply.

² Please refer to the Fund's prospectus for further details (including fees).

³ Total expense ratio is based on expenses for the year ended 31 December 2022, which include management fee, trust fee, etc. It does not represent tracking error.

⁴ The latest NAV per Unit is available on the Manager's website at <https://www.chinaamc.com.hk/product/chinaamc-nasdaq-100-etf-3086-hk-9086-hk/>

⁵ Calculated since February 12, 2016, the first official NAV date of the fund.

⁶ Weighted average of the sum of the trailing 12-month gross dividends for each equity holding divided by the total market value of the equity holdings.

⁷ The Manager intends to distribute income to unitholders at least semi-annually (usually in March and September of each year). There is no guarantee of regular distribution payments, or the amount being distributed. There is no current intention to make distribution out of capital or effectively out of capital. Distributions on all Units (whether traded in HKD or USD counter) will be in HKD only. Unitholders may have to bear the fees and charges associated with the conversion of such distributions from HKD to USD or any other currency.

⁸ Source: © 2023 Morningstar. All Rights Reserved. Data as of 31 Jul 2023.

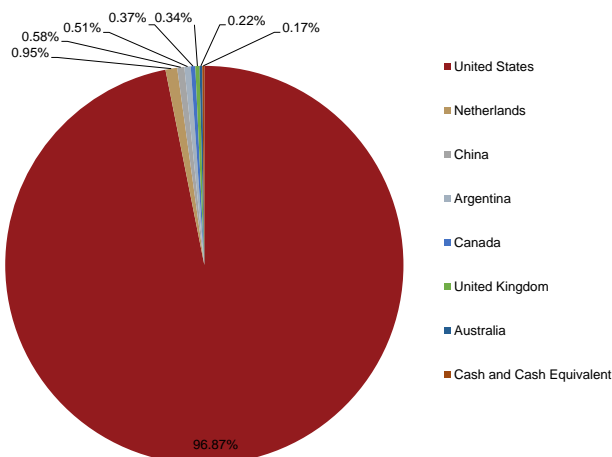
Source: China Asset Management (Hong Kong) Limited and Bloomberg unless specified otherwise.

ChinaAMC NASDAQ 100 ETF (Stock Code: 3086/9086)

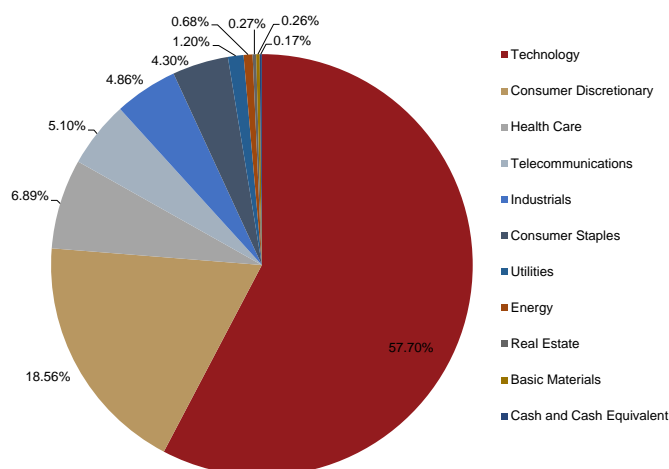
Fund Factsheet



▲ Geographic Allocation



▲ Sector Allocation



▲ Top 10 Holdings

| Security Name | Weight |
|----------------------------|--------|
| APPLE INC | 11.60% |
| MICROSOFT CORP | 9.37% |
| AMAZON.COM INC | 5.18% |
| NVIDIA CORP | 4.36% |
| META PLATFORMS INC-CLASS A | 3.73% |
| TESLA INC | 3.20% |
| BROADCOM INC | 3.04% |
| ALPHABET INC-CL A | 2.98% |
| ALPHABET INC-CL C | 2.95% |
| PEPSICO INC | 2.10% |

▲ Participating Dealers

- ABN AMRO Clearing Hong Kong Limited
- BNP Paribas Securities Services
- China Merchants Securities (HK) Co., Limited
- DBS Vickers (Hong Kong) Limited
- Goldman Sachs (Asia) Securities Limited
- Haitong International Securities Company Limited
- Korea Investment & Securities Asia Limited
- Mirae Asset Securities (HK) Limited
- Phillip Securities (Hong Kong) Limited
- The Hongkong and Shanghai Banking Corporation Limited
- Yue Xiu Securities Company Limited

▲ Market Makers

HKD Counter

- Flow Traders Hong Kong Limited
- HSBC Securities Brokers (Asia) Limited
- Mirae Asset Securities (HK) Limited

USD Counter

- Flow Traders Hong Kong Limited

Note: Please refer to the Hong Kong Exchange and Clearing Limited website at www.hkex.com.hk for the latest lists of Market Makers.

China Asset Management (Hong Kong) Limited

Founded in 2008, China Asset Management (Hong Kong) Limited ("ChinaAMC (HK)") is a wholly-owned subsidiary of China Asset Management Company Limited and stands as one of the top Chinese fund management firms in Hong Kong. As a China-focused market leader, the company has amassed an impressive performance history in both active and passive investments over the past 15 years. Boasting robust expertise in a variety of asset classes, such as Greater China equities, Asian and global fixed income, and money markets, ChinaAMC (HK) adopts a global outlook to build a versatile platform catering to institutional and retail investors in the region and worldwide, all while envisioning "Beyond China Expert".

Customer Hotline: (852) 3406 8686

Website: www.chinaamc.com.hk

Email: hkfund_services@chinaamc.com

Risk Warning

Investment involves risks. The price of the Fund's units may go up as well as down. Past performance is not indicative of future performance, future return is not guaranteed and a loss of your original capital may occur. This material does not constitute an offer or solicitation of any transaction in any securities or collective investment schemes, nor does it constitute any investment advice. This document is provided for information purposes only and shall not be relied upon for making any investment decision. Certain information or data in this document has been obtained from unaffiliated third parties; we have reasonable belief that such information or data is accurate, complete and up to the date as indicated; China Asset Management (Hong Kong) Limited accepts responsibility for accurately reproducing such data and information but makes no warranty or representation as to the completeness and accuracy of data and information sourced from such unaffiliated third parties. You should read the Fund's offering documents for further details, including risk factors. If necessary, you should seek independent professional advice. This material has been prepared and issued by China Asset Management (Hong Kong) Limited. This material has not been reviewed by the Securities and Futures Commission.

Index Disclaimer

Nasdaq®, is a registered trademark of the Nasdaq, Inc. (referred to below as "Corporations" jointly with its affiliates) and is licensed for use by China Asset Management (Hong Kong) Limited ("ChinaAMC (HK)"). The Corporations bear no liability for the legality or suitability of ChinaAMC (HK)'s funds. ChinaAMC (HK)'s funds are not issued, subscribed, sold or promoted by the Corporations. The Corporations make no warranties and bears no liability with respect to ChinaAMC (HK)'s funds. For full version of index disclaimer, please refer to the respective fund prospectuses.